

# G2

# BrassCraft®

---


## 1/4-TURN STOPS

### PROS WHO KNOW CHOOSE BRASSCRAFT® WATER STOPS.

G2™ Series 1/4 turn water stops feature a solid-built, precision machined one-piece brass body for durability and long-lasting performance. The innovative, one-piece shut-off mechanism provides a smooth ON-OFF operation while the sure-grip handle is easily removed to help prevent accidental operation during rough-ins. G2 stops are available in a variety of configurations for virtually any pipe or installation.



- Available in straight and angle configurations with connection types for Compression, FIP, CPVC, Press, Push and PEX connections
- Machined one-piece brass body adding durability
- Easy to use 1/4 turn chrome plated handle withstands corrosion
- Easy to remove handle protects against accidental operation during rough-ins
- Barrel design resists internal corrosion
- 100% leak tested for reliable performance

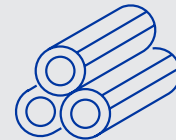


Dual Outlet and Dual Shut-off excluded from Designed, Machined and Assembled in the U.S.A.

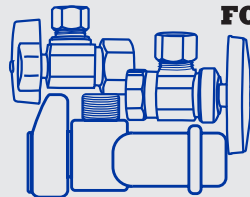
WATER STOPS FOR EVERY NEED: MULTI-TURN, KT 1/4-TURN, SPEEDIONE CONNECTORS, DUAL OUTLET STOPS, DUAL OUTLET DUAL SHUT-OFF STOPS

### WE BACK THE PROFESSIONALS WHO USE OUR PRODUCTS TO GET THE JOB DONE RIGHT.

BrassCraft Water Stops are built with the Pro in mind. Expertly crafted for a job done right from quality materials and designed for the kind of durability needed where the water stops. Available in the right configuration for the job, Pros who know trust BrassCraft.



**MANUFACTURED FOR DURABILITY**



**WIDE RANGE OF STOP CONFIGURATIONS**



**CONSISTENTLY EXCEEDS INDUSTRY STANDARDS**

WATER SUPPLIES   GAS PRODUCTS   WATER HEATER CONNECTORS   FITTINGS   DRAIN & REPAIR

BrassCraft.com   

©2022 BrassCraft Manufacturing Company

**BrassCraft®**

**THIS IS OUR CRAFT®**

BC-0705 Rev. 7.22