



**SIMPLY BETTER AIR®**  
... and Beyond

**2021**  
Vehicle Solutions Catalog



**AUTOMOTIVE | HEAVY DUTY | INDUSTRIAL | FARM & AG | HARDWARE | MILITARY & AVIATION**



**SIMPLY BETTER AIR®**

# ***The Brake Releaser***®



**RELEASE FROZEN TRAILER BRAKES  
IN MINUTES ... NOT HOURS!**



**PRE-TREATING  
AIR BRAKE LINES**  
CAN REDUCE THE RISK OF  
JACKKNIFING ON THE HIGHWAY

**QUICKLY AND EASILY  
DE-ICE**  
AIR BRAKE LINES

**FOR USE WITH**  
SEMI-TRAILERS, FLATBEDS,  
OR ANY OTHER TRAILERS WITH  
AN AIR BRAKE SYSTEM

**THE SAFE AND EASY WAY  
TO RELEASE FROZEN AIR BRAKE LINES**



## TABLE OF CONTENTS

<b>DESCRIPTION</b>	<b>PAGE #</b>
<b>NEW PRODUCTS</b> .....	2 - 3
<b>100 SERIES - BLO-GUNS</b> .....	4 - 13
<b>200/300 SERIES - KITS &amp; FAUCETS</b> .....	14 - 22
<b>400/1400 SERIES - TIRE HARDWARE</b> .....	23 - 28
<b>500 SERIES - INFLATOR GAGES</b> .....	29 - 40
<b>600/1600 SERIES - FITTINGS &amp; HOSES</b> .....	41 - 50
<b>700/1700/1800 SERIES - AIR COUPLERS &amp; PLUGS</b> .....	51 - 64
<b>800 SERIES - DRIVEWAY SIGNALS</b> .....	65
<b>900 SERIES - PRESSURE GAGES</b> .....	66 - 68
<b>1000/1100 SERIES - FRLs</b> .....	69 - 90
<b>1200 SERIES - TEST EQUIPMENT</b> .....	91 - 92
<b>2000/2100 SERIES - CAM &amp; GROOVE</b> .....	93 - 94
<b>2200 SERIES - PUSH-TO-CONNECT</b> .....	95 - 96
<b>2700 SERIES - HOSE REELS</b> .....	97
<b>2800 SERIES - THE BRAKE RELEASER®</b> .....	98 - 99
<b>3100/3200 SERIES - GREASE GUNS</b> .....	100 - 101
<b>MERCHANDISERS</b> .....	102 - 111

[www.miltonindustries.com](http://www.miltonindustries.com)

For the most up-to-date information on:

- New Products
- Product Videos
- FAQ's
- Competitive Interchanges

# NEW PRODUCTS

## *The Brake Releaser*®

NEW




Pgs  
98-99



## Dunnage Bag Inflator Gages

NEW



Pg  
38

**Speed Control Exhaust Mufflers**

**NEW**



**Pg  
87**

**In-Line Combination Aluminum Manifolds**

**NEW**



**Pg  
45**

**Pneumatic Exhaust Mufflers**

**LINE EXPANSION**



**Pg  
87**

**Breather Vents**

**LINE EXPANSION**



**Pg  
87**

**High Performance Compressor Oils**

**Premium Full Synthetic Compressor Oils**



**Pg  
82**

**High Performance Conventional Air Tool Oils**

**Eco-Friendly High Performance Air Tool Oils**

**Air Tool Cleaner**

**LINE EXPANSION**



**Pg  
83**

# 100 SERIES

## BLO-GUNS

107



107

### SAFETY BUTTON BLO-GUN

- OSHA compliant when dead ended (static pressure)
- Compact, hand-held unit can be used anywhere with compressed air

Boxed Part No.	Retail Part No.	Per Card	Max Inlet Pressure	SCFM @ 100 PSI	Product Specs			
					Air Inlet	Nozzle Thread	Body Material	OSHA Compliant
107	s-107	1	150 PSI	11.4	1/4" NPT	5/16"-24	Zinc	YES

115 • 116 • 117 • 118



s-115 s-116 s-117 s-118

### ADJUSTABLE ALUMINUM POCKET BLO-GUNS

- Easy grip two finger control to adjust from full volume air flow to complete shut off
- Knurled grip for secure handling even with oily or greasy fingers
- Always keep one handy with included shirt pocket clip

Bulk Part No.	Retail Part No.	Per Card	Connection	Max Inlet Pressure	SCFM @ 100 PSI	Product Specs		
						Air Inlet	Body Material	OSHA Compliant
115BK	s-115	1	M-Style® (Industrial)	150 PSI	15.9	M-Style®	Aluminum	No
	s-116	1	A-Style (ARO)			A-Style		
	s-117	1	T-Style (Tru-flate)			T-Style		
	s-118	1	L-Style (Lincoln)			L-Style		

BLO-GUNS  
100 SERIES

KITS & FAUCETS  
200/300 SERIES

TIRE HARDWARE  
400/1400 SERIES

INFLATOR GAGES  
500 SERIES

FITTINGS & HOSES  
600/1600 SERIES

### LEVER BLO-GUNS

120



120

#### Safety Lever Blo-Gun

- OSHA compliant when dead ended (static pressure)
- For use with extensions and other 1/8" NPS attachments
- Extra large hang-up hook for easy storage

Bulk Part No.	Retail Part No.	Per Card	Max Inlet Pressure	SCFM @ 100 PSI	Product Specs			
					Air Inlet	Nozzle Thread	Body Material	OSHA Compliant
120BK	s-120	1	150 PSI	10.6	1/4" NPT	1/8"-27	Zinc	YES

122 • 123



122


123

### Brass Blo-Gun Extensions

- Fits MILTON® blo-gun models #120, #160, or any other 6mm or 1/8" NPS nozzle blo-gun using the #s-168ADP KWIK-CHANGE® accessory adapter

Boxed Part No.	Nozzle Thread	Extension Length
122	1/8"-27	6"
123		10"

131 • 133 • 134



131

133

134

### Extended Safety Lever Blo-Gun

- OSHA compliant - Four safety by-pass holes allow air to escape if end is blocked
- By-pass holes do not interfere with normal air flow
- Discharges same air volume as full-flow blo-guns, while maintaining nozzle pressure
- #133 & #134 bent to an angle to clean out blind holes and offer convenient use on long reach applications

Boxed Part No.	Max Inlet Pressure	Nozzle Length	Product Specs		
			SCFM @ 100 PSI	Air Inlet	Nozzle Thread
131	150 PSI	4" Straight	5.5	1/4" NPT	1/2"-27
133		10" Angled	4.5		
134		15" Angled			

Classified by UL to OSHA standards 29CFR1910.95 and 29CFR1910.242(b)

LEVER BLO-GUNS (cont)

132



132

Volume Safety Lever Blo-Gun

- Special Venturi holes in extension tube greatly increase air volume while maintaining OSHA required nozzle pressure
- Venturi holes allow air to escape if extension end is blocked

Boxed Part No.	Max Inlet Pressure	SCFM @ 100 PSI	Air Inlet	Product Specs			OSHA Compliant
				Nozzle Thread	Body Material		
132	150 PSI	18.0	1/4" NPT	1/2"-27	Zinc Alloy	YES	

Classified by UL to OSHA standards 29CFR1910.95 and 29CFR1910.242(b)

148



148

Compact Lever Blo-Gun

- Compact and versatile blo-gun comes with both a safety Venturi nozzle and a rubber tip nozzle
- Works with brass tube extensions and 1/8" NPS attachments
- Hang hook included for ease of storage

Bulk Part No.	Retail Part No.	Per Card	Max Inlet Pressure	Air Inlet	Nozzle Thread	Body Material	OSHA Compliant
							YES (with Venturi Tip Only)
148BK	s-148	1	150 PSI	1/4" NPT	1/8"-27	Zinc	YES (with Venturi Tip Only)

149




149

Super-Volume Safety Lever Blo-Gun

- Special Venturi holes in extension tube greatly increase air volume while maintaining OSHA required nozzle pressure
- Venturi holes allow air to escape if extension end is blocked
- Aluminum nozzle extension

Boxed Part No.	Max Inlet Pressure	SCFM @ 100 PSI	Air Inlet	Product Specs			OSHA Compliant
				Nozzle Thread	Body Material		
149	150 PSI	23.6	1/4" NPT	1/2"-27	Zinc Alloy	YES	

150



150

Full-Flow Safety Lever Blo-Gun

- OSHA compliant when dead ended (static pressure)
- Full flow control

Boxed Part No.	Bulk Part No.	Retail Part No.	Per Card	Max Inlet Pressure	SCFM @ 100 PSI	Air Inlet	Product Specs			OSHA Compliant
							Nozzle Thread	Body Material		
150	150BK	s-150	1	150 PSI	10.0	1/4" NPT	7/16"-27	Zinc	YES	

BLO-GUNS  
100 SERIES

KITS & FAUCETS  
200/300 SERIES

TIRE HARDWARE  
400/1400 SERIES

INFLATOR GAGES  
500 SERIES

FITTINGS & HOSES  
600/1600 SERIES

### LEVER BLO-GUNS (cont)

151



151

#### Lever Control Valve

- Lever control 2-way valve for use on air, fluid & vacuum lines
- Perfect for tire changing machines
- Stainless steel spring, synthetic washer
- Max temperature: 200°F

Boxed Part No.	Bulk Part No.	SCFM @ 100 PSI	Air Inlet	Product Specs			OSHA Compliant	Max Inlet Pressure
				Air Outlet	Body Material			
151	151BK	24.5	1/4" NPT	1/4" NPT	Zinc Alloy	No	150 PSI	

152



152

#### Rubber Tip Nozzle

- Replacement tip for #153, #154, #158 and #159 blo-guns
- Dual thread design: 1/8" NPS and 7/16" - 27
- For use where leak-proof connection is required when blowing out fluid lines
- O-ring seals create an air-tight connection
- A must where metal tip could mar delicate finish in molds or paints

Boxed Part No.	Bulk Part No.	Retail Part No.	Per Card	Max Inlet Pressure	Product Specs		
					Nozzle Thread	Body Material	OSHA Compliant
152	152BK	s-152	1	150 PSI	1/8" NPS 7/16"-27	Nitrile Rubber	No

153 • 154



153



154

#### Rubber Tip Lever Blo-Guns

- Rubber tip blo-guns are perfect to use where leak proof connection is required when blowing out fluid lines
- Non-marring rubber tip protects from damaging molds or painted surfaces

Bulk Part No.	Retail Part No.	Per Card	Max Inlet Pressure	SCFM @ 100 PSI	Air Inlet	Product Specs			
						Nozzle Thread	Nozzle Angle	Body Material	
153BK	s-153	1	150 PSI	11.4	1/4" NPT	1/8"-27	Straight	Zinc	No
	s-154	1					45° Angle		



LEVER BLO-GUNS (cont)

158 • 159



Extended Reach Lever Blo-Guns

- Multi-function blo-gun comes with both a Venturi nozzle and rubber tip nozzle
- OSHA compliant when using Venturi tip
- Extension is bent to access hard to reach areas such as motors, machinery, transmissions, combines, and hidden areas

Bulk Part No.	Retail Part No.	Per Card	Extension Length	Max Inlet Pressure	Product Specs				
					SCFM @ 100 PSI	Air Inlet	Nozzle Thread	Body Material	OSHA Compliant
158BK	158	1	2'	150 PSI	Venturi Tip - 10.5 Rubber Tip - 11.6	1/4" NPT	7/16"-27	Zinc	YES (with Venturi Tip Only)
159BK	159	1	4'						

SIPHON SPRAY LEVER BLO-GUNS

155



Siphon Spray Blo-Gun Nozzle

- O-ring seal creates air-tight connection
- Connects blo-gun to siphon tubing
- Dual thread design permits use on all blo-guns with 7/16"-27 and 1/8" NPS

Boxed Part No.	Nozzle Thread	Product Specs	
		Body Material	OSHA Compliant
155	7/16"-27 and 1/8" NPS	Aluminum	No

For Use with Liquids

156 • 157



Siphon Spray Lever Blo-Gun & Kit

- Excellent for degreasing engines, garage bays and parts, spraying livestock, plants and flowers
- Perfect for rust proofing tools and machinery and lubricating parts and engines
- #s-157 kit comes complete with #156 blo-gun and 8' of vinyl tubing

For Use with Liquids



Boxed Part No.	Retail Part No.	Per Card	Max Inlet Pressure	SCFM @ 100 PSI	Air Inlet	Product Specs			
						Nozzle Thread	Body Material	OSHA Compliant	8' of Tubing
157	s-156	1	150 PSI	14.0	1/4" NPT	1/8"-27	Zinc	No	No
	s-157	1							YES

157

BLO-GUNS  
100 SERIES

KITS & FAUCETS  
200/300 SERIES

TIRE HARDWARE  
400/1400 SERIES

INFLATOR GAGES  
500 SERIES

FITTINGS & HOSES  
600/1600 SERIES


### SIPHON SPRAY LEVER BLO-GUNS (cont)

161 • 162

#### Extended Reach Siphon Spray Lever Blo-Guns

• Kits come complete with blo-gun and length of vinyl tubing

Boxed Part No.	Max Inlet Pressure	SCFM @ 100 PSI	Air Inlet	Nozzle Thread	Body Material	Product Specs		OSHA Compliant
						Nozzle Length	Tubing Length	
161	150 PSI	11.3	1/4" NPT	1/8"-24	Zinc	2'	12' x 1/4" OD	No
162						4'	15' x 1/4" OD	



For Use with Liquids

161  
162

### PISTOL GRIP BLO-GUNS

160



160

#### Die Cast Pistol Grip Blo-Gun

- Pistol style multi-use blo-gun
- Accepts Milton® #122 (6") and #123 (10") extensions (see page 4) and other 1/8" NPS attachments
- OSHA compliant with use of included Venturi tip
- Integrated hang hook for ease of storage

**BLO-GUN EXTENSIONS AVAILABLE ON PG. 4**

Bulk Part No.	Retail Part No.	Per Card	Max Inlet Pressure	SCFM @ 100 PSI	Air Inlet	Product Specs		OSHA Compliant
						Nozzle Thread	Body Material	
160BK	s-160	1	150 PSI	10.0	1/4" NPT	1/8"-27	Chrome Plated Zinc	YES (with Safety Tip Only)

s-163

#### Pistol Grip Blo-Gun

- Simple, functional, economical
- 4" angled nozzle
- Integrated hang hook and loop

Retail Part No.	Per Card	NPT	Max Pressure	SCFM	Nozzle Length
s-163	1	1/4"	90 PSI	13.0	4" Angled



s-163

**PISTOL GRIP BLO-GUNS (cont)**

**s-164**




s-164

**Rubber Tip Pistol Grip Blo-Gun**

- 4 1/2" angled nozzle
- Non-marring rubber tip
- Brass insert inlet
- Integrated hang hook and loop
- Contoured comfort grip

Retail Part No.	Per Card	NPT	Max Pressure	SCFM	Nozzle Length
s-164	1	1/4"	90 PSI	16.5	4.5" Angled

**s-167**



s-167

**Extended Reach Pistol Grip Blo-Gun**

- 10" extended reach pistol grip blo-gun is compatible with the #s-168 KWIK-CHANGE® Universal Tip System (not included, pg 13)
- Lightweight design for ease of use
- OSHA compliant safety tip
- Molded comfort grip w/ integrated hang hook and loop

Retail Part No.	Per Card	NPT	Max Pressure	SCFM	Nozzle Length
s-167	1	1/4"	90 PSI	16.5	10" Angled

**3-PC NOZZLE KIT AVAILABLE ON PG. 13**

**s-174KIT**



3pc Nozzle Kit Included

s-174KIT

**Pistol Grip Blo-Gun Kit w/ KWIK-CHANGE® Universal Tip System**

- Pistol grip blo-gun kit comes complete with our KWIK-CHANGE® Universal Tip System. This system connects any 1/8" NPS or 6mm blo-gun tip accessory to your blo-gun using our universal adapter
- Kit includes (1) #s-168ADP adapter, (1) #s-168RUB rubber tip and (1) #s-168VEN Venturi safety tip
- Lightweight design for ease of use
- OSHA compliant safety tip
- Molded comfort grip w/ integrated hang hook and loop

Retail Part No.	Per Card	NPT	Max Pressure	SCFM	Nozzle Length
s-174KIT	1	1/4"	90 PSI	16.5	4" Angled

**INCLUDES 3 PIECE:**

**KWIK-CHANGE® Universal Tip System Kit**

Connects **ANY** 1/8" NPS blo-gun attachment to select MILTON® blo-guns (See pg 13 for details)

BLO-GUNS  
100 SERIES

KITS & FAUCETS  
200/300 SERIES

TIRE HARDWARE  
400/1400 SERIES

INFLATOR GAGES  
500 SERIES

FITTINGS & HOSES  
600/1600 SERIES

### PISTOL GRIP BLO-GUNS (cont)

s-177



#### 11" Extended Reach Pistol Grip Blo-Gun

- Bent 11" nozzle allows direct access to hard to reach places
- Non-marring plastic tip, and integrated hang hook for storage

Retail Part No.	Per Card	Max Inlet Pressure	SCFM @ 100 PSI	Air Inlet	Product Specs		
					Body Material	Nozzle Length	OSHA Compliant
s-177	1	125 PSI	11.0	1/4" NPT	Nylon	11"	No

### TURBO PISTOL GRIP BLO-GUNS

- Meets OSHA standard 1910.242(B)
- Aluminum body is lightweight and durable
- Maximum flow for easy clean-up and blow off of even the heaviest debris
- Simple trigger-controlled air flow

s-181



#### Turbo Pistol Grip Blo-Gun

- Includes adjustable nozzle and integrated hang hole
- Nozzle thread: 1/2"-27

Retail Part No.	Per Card	Max Inlet Pressure	SCFM @ 125 PSI	Air Inlet	Product Specs	
					Body Material	OSHA Compliant
s-181	1	230 PSI	42.0	3/8" NPT	Aluminum	YES

s-182



#### Turbo Extended Reach Pistol Grip Blo-Gun

- Includes adjustable nozzle and integrated hang hole
- Nozzle thread: 1/2"-27

Retail Part No.	Per Card	Max Inlet Pressure	SCFM @ 125 PSI	Air Inlet	Product Specs		
					Body Material	Nozzle Length	OSHA Compliant
s-182	1	230 PSI	40.0	3/8" NPT	Aluminum	10"	YES

s-183



Adjustable

High-volume

Fan spray

s-183

#### 3-pc Turbo Blo-Gun Nozzle Kit

- For use with s-181 and s-182 turbo blo-guns
- Thread size: 1/2"-27

Part No.	s-183
Qty	Description
1	Adjustable Nozzle
1	High-Volume Nozzle
1	Fan Spray Nozzle

PRO SERIES

s-194KIT



3pc Nozzle Kit Included

s-194KIT

**Pro Series Pistol Grip Blo-Gun Kit w/ KWIK-CHANGE® Universal Tip System**

- PRO SERIES pistol grip blo-gun kit comes complete with our KWIK-CHANGE® Universal Tip System. This system connects any 1/8" NPS or 6mm blo-gun tip accessory to your blo-gun using our universal adapter
- Kit includes (1) #s-168ADP adapter, (1) #s-168RUB rubber tip and (1) #s-168VEN Venturi safety tip
- Heavy-duty, light weight design for ease of use
- OSHA compliant safety tip
- Dual material comfort grip w/ integrated hang loop
- Stainless steel nozzle

Retail Part No.	Per Card	NPT	Max Pressure	SCFM	Nozzle Length
s-194KIT	1	1/4"	235 PSI	15.0	5" Angled

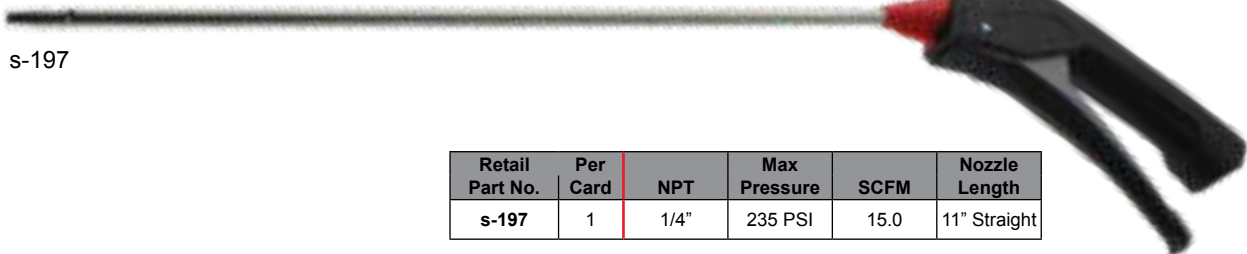
**INCLUDES 3 PIECE:**

**KWIK-CHANGE® Universal Tip System Kit**

Connects **ANY** 1/8" NPS blo-gun attachment to select MILTON® blo-guns (See pg 13 for details)

s-168

s-197



s-197

**Pro Series Extended Reach Pistol Grip Blo-Gun**

- PRO SERIES extended reach pistol grip blo-gun is compatible with the #s-168 KWIK-CHANGE® Universal Tip System (not included)
- Heavy-duty, light weight design for ease of use
- OSHA compliant safety tip
- Dual material comfort grip with integrated hang loop
- Stainless steel 11" extended reach nozzle

Retail Part No.	Per Card	NPT	Max Pressure	SCFM	Nozzle Length
s-197	1	1/4"	235 PSI	15.0	11" Straight

**3-PC NOZZLE KIT AVAILABLE ON PG. 13**

BLO-GUNS  
100 SERIES

KITS & FAUCETS  
200/300 SERIES

TIRE HARDWARE  
400/1400 SERIES

INFLATOR GAGES  
500 SERIES

FITTINGS & HOSES  
600/1600 SERIES

### BLO-GUN ACCESSORIES

#### s-160CHIP



s-160CHIP

#### Blo-Gun Deflector Shield

- Polycarbonate deflector shield reduces accidental blow back
- Fits any blo-gun with 6mm diameter nozzle
- Set screw secures deflector shield to nozzle

Retail Part No.	Per Card	Nozzle Diameter
s-160CHIP	1	6mm

#### s-160SIL



s-160SIL

#### Blo-Gun Silencer

- Fits all 6mm blo-gun nozzles
- Reduces decibel (db) levels up to 15% - meets OSHA compliancy when dead headed (static pressure)
- Soft non-marring silencer tip prevents damage to work surface

Retail Part No.	Per Card	Nozzle Diameter
s-160SIL	1	6mm

#### s-160X5A • s-160X5P



s-160X5A




s-160X5P

#### X5 AIR MULTIPLIER™ Blo-Gun Nozzle

- Fits ANY 6mm or 1/8" NPS screw-on blo-gun nozzle
- Multiplies CFM output by drawing in outside air

Retail Part No.	Per Card	NPS	Material
s-160X5A	1	1/8" NPS or 6mm	Aluminum
s-160X5P	1		Plastic

**X5** AIR MULTIPLIER™



**BLO-GUN ACCESSORIES (cont)**

**s-168**

**s-168 KWIK-CHANGE® Universal Tip System Kit**  
Connects **ANY** 1/8" NPS blo-gun attachment to select MILTON® blo-guns

**s-168RUB**  
Blo-Gun Rubber Tip

**s-168VEN**  
Blo-Gun Venturi Tip

**ONE**  
Adapter

**s-168ADP**  
Universal Blo-Gun Tip Adapter

**Multiple**  
**POSSIBILITIES**

**s-168 • s-168ADP  
s-168RUB • s-168VEN**



**KWIK-CHANGE® Universal Tip System Kits**


- Connects ANY 1/8" NPS blo-gun attachment to select MILTON® Blo-Guns
- Blo-gun nozzle tips that are compatible with your KWIK-CHANGE® Universal Tip System

Part No.	s-168
Qty	Description
1	#s-168ADP Universal Blo-Gun Tip Adapter
1	#s-168RUB Blo-Gun Rubber Tip
1	#s-168VEN Blo-Gun Venturi Safety Tip

Retail Part No.	Per Card	NPS
s-168ADP	1	1/8"
s-168RUB	1	
s-168VEN	1	

**BLO-GUN ENGINE CLEANERS**

**s-184**



**Turbo Blo-Gun Engine Cleaner**

- Easy cleaning - Compressed air and pressurized liquid blows away mess/soiled surfaces and applies coatings
- For truck drivers, work shops, home garages, heavy duty industrial and farming applications
- Includes M-Style® plug

Retail Part No.	Per Card	Max Inlet Pressure	SCFM @ 125 PSI	Air Inlet	Product Specs		
					Body Material	Tubing Length	OSHA Compliant
s-184	1	225 PSI	10.0	1/4" NPT	Aluminum	5' x 1/4" OD	YES

BLO-GUNS  
100 SERIES

KITS & FAUCETS  
200/300 SERIES

TIRE HARDWARE  
400/1400 SERIES

INFLATOR GAGES  
500 SERIES

FITTINGS & HOSES  
600/1600 SERIES

BLO-GUNS  
100 SERIES

KITS & FAUCETS  
200/300 SERIES

TIRE HARDWARE  
400/1400 SERIES

INFLATOR GAGES  
500 SERIES

FITTINGS & HOSES  
600/1600 SERIES

### EXELAIR™ AIR TOOL KITS

#### EX5005CKIT



#### EXELAIR™ 50-Pc Composite Professional Air Tool Kit

- Sleek composite design with peak torque air powered tools provide a tremendous value
- 1/2" high power impact wrench offers 650 ft.lbs. max torque. It's well-balanced weight & design reduces workday fatigue. Adjustable forward/reverse setting

EX5005CKIT			
Qty	Description	Qty	Description
1	1/2" 650 ft.lbs. Max Torque Air Impact Wrench	6	1/2" Drive SAE Impact Sockets: 1", 7/8", 11/16", 9/16", 1/2", 7/16"
1	3/8" 60 ft.lbs. Max Torque Air Ratchet		
1	1/4" Air Die Grinder (25,000 RPM)	1	3" x 1/2" Socket Extension
1	Air Hammer (4,500 BPM)	1	3/8" to 1/2" Socket Adapter
1	Heavy-Duty Blow Gun (8 SCFM)	1	Flat Chisel
5	1/4" NPT Male M-Style® Plugs	1	Point Chisel
1	1/4" NPT Female M-Style® Plug	1	Spring Retainer
2	Sport Inflation Needles	1	Screwdriver Bit Holder
1	Tapered Tip Blow Gun Nozzle	1	Screwdriver Bit Adapter
1	Safety Tip Blow Gun Nozzle	10	Screwdriver Bits
1	Rubber Tip Blow Gun Nozzle	2	Hand Wrenches
1	Pneumatic Oil	1	Dual Air Chuck
1	50 PSI Tire Gauge	5	Grinding Stones
1	Pipe Thread Tape	1	Durable Storage Case

#### EX5005KIT



#### EXELAIR™ 50-Pc Professional Air Tool Kit

- This kit has it all! Treat your air compressor with durable air tools and get the ultimate bang for your buck!
- 1/2" impact wrench offers 350 ft.lbs. max torque

EX5005KIT			
Qty	Description	Qty	Description
1	1/2" 350 ft.lbs. Max Torque Air Impact Wrench	6	1/2" Drive SAE Impact Sockets: 1", 7/8", 11/16", 9/16", 1/2", 7/16"
1	3/8" 60 ft.lbs. Max Torque Air Ratchet		
1	1/4" Air Die Grinder (25,000 RPM)	1	3" x 1/2" Socket Extension
1	Air Hammer (4,500 BPM)	1	3/8" to 1/2" Socket Adapter
1	Heavy-Duty Blow Gun (8 SCFM)	1	Flat Chisel
5	1/4" NPT Male M-Style® Plugs	1	Point Chisel
1	1/4" NPT Female M-Style® Plug	1	Spring Retainer
2	Sport Inflation Needles	1	Screwdriver Bit Holder
1	Tapered Tip Blow Gun Nozzle	1	Screwdriver Bit Adapter
1	Safety Tip Blow Gun Nozzle	10	Screwdriver Bits
1	Rubber Tip Blow Gun Nozzle	2	Hand Wrenches
1	Pneumatic Oil	1	Dual Air Chuck
1	50 PSI Tire Gauge	5	Grinding Stones
1	Pipe Thread Tape	1	Durable Storage Case

EX5005KIT





**EXELAIR™ AIR TOOL KITS (cont)**

**EX4405KIT**



EX4405KIT



**EXELAIR™ 44-Pc Professional Air Tool Kit**

- Treat your air compressor with high torque air powered tools, while getting the ultimate bang for your buck!
- 1/2" high power impact wrench offers 500 ft.lbs. max torque

EX4405KIT			
Qty	Description	Qty	Description
1	1/2" 500 ft.lbs. Max Torque Air Impact Wrench	1	Pipe Thread Tape
1	3/8" 60 ft.lbs. Max Torque Air Ratchet	6	1/2" Drive Metric Impact Sockets: 9, 11, 14, 17, 22, 24mm
1	1/4" Air Die Grinder (25,000 RPM)		
1	Air Hammer (4,500 BPM)		
1	Heavy-Duty Blow Gun (8 SCFM)	1	3" x 1/2" Socket Extension
5	1/4" NPT Male M-Style® Plugs	1	3/8" to 1/2" Socket Adapter
1	1/4" NPT Female M-Style® Plug	1	Flat Chisel
2	Sport Inflation Needles	1	Point Chisel
1	Tapered Tip Blow Gun Nozzle	1	Spring Retainer
1	Safety Tip Blow Gun Nozzle	2	Hand Wrenches
1	Rubber Tip Blow Gun Nozzle	1	Dual Air Chuck
1	Pneumatic Oil	10	Grinding Stones
1	50 PSI Tire Gauge	1	1/8" Collet
1		1	Durable Storage Case

BLO-GUNS  
100 SERIES

KITS & FAUCETS  
200/300 SERIES

TIRE HARDWARE  
400/1400 SERIES

INFLATOR GAGES  
500 SERIES

FITTINGS & HOSES  
600/1600 SERIES

**209**



209

**FILLER FAUCET**

- Easy operation and smooth flow due to long flexible rubber spout with lever control
- Heavy duty, ruggedly built with stainless steel springs
- Operating pressure (standard municipal (city) water pressure): 30-35 PSI
- Nitrile rubber spout
- Spout length: 4"

Boxed Part No.	Bulk Part No.	Retail Part No.	Per Card	NPT (in)	Product Specs	
					Connection	Material
209	209BK	s-209	1	1/4"	Female	Zinc Alloy

### COUPLER & PLUG KITS

#### s-210



s-210

#### 12-pc M-Style® 1/4" Coupler/Plug Kit

- Max inlet pressure: 300 PSI
- Air flow: 40 SCFM

Part No.	s-210
Qty	Description
2	#715 M-Style® Female Brass Couplers
8	#727 M-Style® Male Steel Plugs
2	#728 M-Style® Female Steel Plugs



#### s-211



s-211

#### 5-pc M-Style® 1/4" Coupler/Plug Kit

- Max inlet pressure: 300 PSI
- Air flow: 40 SCFM

Part No.	s-211
Qty	Description
1	#715 M-Style® Female Brass Coupler
3	#727 M-Style® Male Steel Plugs
1	#728 M-Style® Female Steel Plug



#### s-212



s-212

#### 7-pc M-Style® 1/4" Coupler/Plug Kit

- Max inlet pressure: 300 PSI
- Air flow: 40 SCFM

Part No.	s-212
Qty	Description
1	#715 M-Style® Female Brass Coupler
3	#727 M-Style® Male Steel Plugs
3	#728 M-Style® Female Steel Plugs



#### s-213



s-213

#### 5-pc A-Style 1/4" Coupler/Plug Kit

- Max inlet pressure: 300 PSI
- Air flow: 40 SCFM

Part No.	s-213
Qty	Description
1	#775 A-Style Female Steel Coupler
3	#777 A-Style Male Steel Plugs
1	#778 A-Style Female Steel Plug



**COUPLER & PLUG KITS (cont)**

**s-215**



**5-pc T-Style 1/4" Coupler/Plug Kit**

- Max inlet pressure: 300 PSI
- Air flow: 40 SCFM

Part No.	s-215
Qty	Description
3	#783 T-Style Male Steel Plugs
1	#784 T-Style Female Steel Plug
1	#785 T-Style Female Brass Coupler

**T**  
STYLE

**1/4"**  
NPT

**HIGHFLOWPRO™**



**s-216**



s-216

**2-pc V-Style HighFlowPRO™ 1/4" Hi-Flow Coupler/Plug Kit**

- Max inlet pressure: 300 PSI
- Air flow: 74 SCFM

Part No.	s-216
Qty	Description
1	#760-1 V-Style Male Hi-Flow Steel Plug
1	#764 V-Style Female Hi-Flow Brass Coupler

**V**  
STYLE

**1/4"**  
NPT

**s-217**



s-217

**6-pc V-Style HighFlowPRO™ 1/4" Hi-Flow Coupler/Plug Kit**

- Max inlet pressure: 300 PSI
- Air flow: 74 SCFM

Part No.	s-217
Qty	Description
2	#760-1 V-Style Male Hi-Flow Steel Plugs
2	#761-1 V-Style Female Hi-Flow Steel Plugs
2	#785 V-Style Female Brass Couplers

**V**  
STYLE

**1/4"**  
NPT

**s-218**



s-218

**6-pc M-Style® 1/4" Coupler/Plug Kit w/ Variable Angle Swivel Plug**

- Max inlet pressure: 300 PSI
- Air flow: 40 SCFM

Part No.	s-218
Qty	Description
1	#715 M-Style® Female Brass Coupler
3	#727 M-Style® Male Steel Plugs
1	#728 M-Style® Female Steel Plug
1	#99681-4 M-Style® Variable Angle Swivel Plug

**M**  
STYLE

**1/4"**  
NPT

**s-219**



s-219

**5-pc M-Style® 1/4" Safety Coupler/Plug Kit**

- Max inlet pressure: 300 PSI
- Air flow: 40 SCFM

Part No.	s-219
Qty	Description
3	#727 M-Style® Male Steel Plugs
1	#728 M-Style® Female Steel Plug
1	#99705 M-Style® Female Button Safety Coupler

**M**  
STYLE

**1/4"**  
NPT

BLO-GUNS  
100 SERIES

KITS & FAUCETS  
200/300 SERIES

TIRE HARDWARE  
400/1400 SERIES

INFLATOR GAGES  
500 SERIES

FITTINGS & HOSES  
600/1600 SERIES

### 16-PC COMPRESSOR ACCESSORY STARTER KIT

- Complete starter kit of Milton® accessories needed for a multitude of compressed air functions
- Applications: Inflating and checking tire pressure, inflating sports equipment, blowing debris, mending and connecting hoses, quick connection of air tools
- Ideal for "Do-it-Yourself", small repair shop, mobile repair & maintenance

s-220



s-220

Part No.	s-220	
Qty	Description	Size
1	#148 Safety Blo Gun w/ Rubber & Venturi Tips	1/4" NPT
1	#600 Brass Male Hose End	1/4"NPT Barb x 1/4" Thread
1	#640 Brass Male Hose Mender	1/4" NPT x 1/4" NPT
1	#643 Brass Female Hex Coupling	
1	#646 Brass Male Hex Nipple	
1	#699 Female Single Head Air Chuck	1/4" NPT
2	#715 M-Style® Female Brass Couplers	
3	#727 M-Style® Male Steel Plugs	
2	#728 M-Style® Female Steel Plugs	5-50 PSI (40-350 kPa)
1	#921 Tire Pressure Gage	
1	#P148-1 Inflator Needle	
1	#P148-2 Inflator Needle Adapter	1/8" NPS



s-221



s-221

### 5-pc M-Style® 1/4" Coupler/Plug Kit w/ 3-in-1 Manifold

- Max inlet pressure: 300 PSI
- Air flow: 40 SCFM

Part No.	s-221	
Qty	Description	
1	#685-4 3-in-1 Air Manifold - (1)1/4" inlet, (3) 1/4" outlets	
3	#716 M-Style® Male Brass Couplers	
1	#727 M-Style® Male Steel Plug	



### REDUCER KITS

- Reducer kits have been assembled to provide an easy and convenient method of reducing compressor outlets to smaller hose or pipe sizes
- Matching couplers and plugs are included for the reduced connection sizes
- Kits have multiple applications for customers engaged in auto body repair, automotive services, agriculture, heavy duty fleets, roofing, construction, woodworking, and metal fabricators, to name a few

s-222



s-222

### 5-pc M-Style® Coupler/Plug Kit w/ 3/4" to 1/4" Reducer

- Max inlet pressure: 300 PSI
- Air flow: 40 SCFM

Part No.	s-222	
Qty	Description	
1	#652-1 Reducer Bushing 3/4" to 1/4"	
1	#715 M-Style® Female Brass Coupler	
1	#716 M-Style® Male Brass Coupler	
1	#727 M-Style® Male Steel Plug	
1	#728 M-Style® Female Steel Plug	



**REDUCER KITS (cont)**

**s-223**



s-223

**5-pc H-Style Coupler/Plug Kit w/ 3/4" to 3/8" Reducer**

Part No.	s-223
Qty	Description
1	#652-4 Reducer Bushing 3/4" to 3/8"
1	#1835 H-Style Female Steel Coupler
1	#1836 H-Style Male Steel Coupler
1	#1837 H-Style Male Steel Plug
1	#1838 H-Style Female Steel Plug



**s-224**



s-224

**5-pc G-Style Coupler/Plug Kit w/ 3/4" to 1/2" Reducer**

Part No.	s-224
Qty	Description
1	#652-8 Brass Reducer Bushing 3/4" to 1/2"
1	#1815 G-Style Female Steel Coupler
1	#1816 G-Style Male Steel Coupler
1	#1857 G-Style Male Steel Plug
1	#1858 G-Style Female Steel Plug



**BLO-GUN KITS**

**s-225**



s-225

**4-pc Re-Koil Hose Safety Blo-Gun Kit**

Part No.	s-225
Qty	Description
1	#148 Safety Blo-Gun w/ Rubber & Venturi Tips
1	#715 M-Style® Female Brass Coupler
1	#727 M-Style® Male Steel Plug
1	#1669 1/4" x 25' Re-Koil Air Hose

**s-230**



s-230

**4-pc Truck Air Seat Blo-Gun Kit**

Part No.	s-230
Qty	Description
1	#1667 Nylon Re-Koil Hose Both Ends 1/4" x 12' - 1/4" MNPT Both Ends
1	#148 Lever Blo-Gun w/ Rubber & Venturi Tips
1	#643 1/4" NPT Female Hex Coupling
1	#2204-2 Push-to-Connect Tee Fitting 1/4" x 1/4" MNPT

**300 • 350**



**HANDY BEND WATER NOZZLES**

• Bend the water nozzle for water flow, release nozzle and water stops

Boxed Part No.	Retail Part No.	Per Card	Color	Product Specs Feature
	s-300	1	Red	Garden Hose Thread
350		1	Black	4" Long, Max Temp: 190°F

BLO-GUNS  
100 SERIES

KITS & FAUCETS  
200/300 SERIES

TIRE HARDWARE  
400/1400 SERIES

INFLATOR GAGES  
500 SERIES

FITTINGS & HOSES  
600/1600 SERIES

### MILTON® AIR TOOL KIT ACCESSORY KITS

#### s-312MKIT



s-312MKIT

### MILTON® 12-pc M-Style® Coupler & Plug Kit

- Max inlet pressure: 300 PSI
- Air flow: 40 SCFM
- Comes with storage case

s-312MKIT	
Part No.	Description
1	#715 1/4" NPT M-Style® Female Brass Coupler
1	#716 1/4" NPT M-Style® Male Brass Coupler
6	#727 1/4" NPT M-Style® Male Steel Plugs
4	#728 1/4" NPT M-Style® Female Steel Plugs



#### s-325HKIT



s-325HKIT

### MILTON® 25-pc Pro Recoil Air Hose Kit

- Max inlet pressure: 300 PSI
- Air flow: 40 SCFM
- Comes with storage case

s-325HKIT	
Part No.	Description
1	#148 Safety Blo-Gun w/ Rubber & Venturi Tips
1	#921 Tire Pressure Gage (5-50 PSI)
1	#690 Dual Head Air Chuck w/ 12" Extension
2	#643 1/4" x 1/4" NPT Hex Couplings
2	#646 1/4" x 3/8" NPT Male Hex Nipples
1	Blo-Gun Safety/Adapter Tip
1	s-168RUB Blo Gun Rubber Tip
1	Blo-Gun Tapered Tip
1	Tire Inflator Tip/Blo Nozzle
2	##P148-2 Sport Inflation Needles
6	#727 1/4" NPT M-Style® Male Steel Plugs
2	#728 1/4" NPT M-Style® Female Steel Plugs
1	#715 1/4" NPT M-Style® Female Brass Coupler
1	Pipe Thread Tape
1	#699 Female Single Head Air Chuck
1	#1669 1/4" x 25' Nylon Re-Koil Air Hose



### EXELAIR™ BLOW GUN KITS

#### EX0307BKIT



EX0307BKIT

### EXELAIR™ 7-pc Blow Gun Kit

- Comes with storage case

EX0307BKIT	
Part No.	Description
1	Blow Gun
1	Blow Gun Safety/Adapter Tip
1	Blow Gun Rubber Tip
1	Blow Gun Tapered Tip
2	Sport Inflation Needles
1	5" Blo Gun Extension

#### EX0312BKIT



EX0312BKIT

### EXELAIR™ 12-pc Blow Gun Kit

- Comes with storage case

EX0312BKIT	
Part No.	Description
1	Blow Gun
1	Blow Gun Safety/Adapter Tip
1	Blow Gun Rubber Tip
1	Blow Gun Tapered Tip
1	Sport Inflation Needle
2	1/4" NPT Male M-Style® Brass Plugs
2	1/4" NPT Female M-Style® Brass Plugs
1	1/4" NPT Female M-Style® Brass Coupler
1	1/4" NPT Male M-Style® Brass Coupler
1	Single Head Brass Air Chuck

**EXELAIR™ BLOW GUN KITS (cont)**

**EX0317BKIT**

**EXELAIR™ 17-pc Blow Gun Kit**

- Comes with storage case



EX0317BKIT

Part No.		EX0317BKIT	
Qty	Description	Qty	Description
1	Blow Gun	1	Blow Gun Tapered Tip
1	6" Pencil Gauge	2	Sport Inflation Needles
1	Dual Head Tire Chuck	4	1/4" NPT Male M-Style® Steel Plugs
2	1/4" NPT x 1/4" NPT Steel Hex Couplings	2	1/4" NPT Female M-Style® Steel Plugs
1	1/4" NPT x 1/4" NPT Steel Hex Nipple	1	1/4" NPT Female M-Style® Steel Coupler
1	Blow Gun Safety/Adapter Tip		

**EX0318BKIT**

**EXELAIR™ 18-pc Blow Gun Kit**

- Comes with storage case



EX0318BKIT

Part No.		EX0318BKIT	
Qty	Description	Qty	Description
1	Blow Gun	1	Blow Gun Tapered Tip
1	6" Pencil Gauge	2	Sport Inflation Needles
1	Dual Head Tire Chuck	2	1/4" NPT Male M-Style® Steel Plugs
2	1/4" NPT x 1/4" NPT Steel Hex Couplings	2	1/4" NPT Female M-Style® Steel Plugs
1	1/4" NPT x 1/4" NPT Steel Hex Nipple	2	1/4" NPT Female M-Style® Steel Couplers
1	Blow Gun Safety/Adapter Tip	1	Pipe Thread Tape
1	Blow Gun Rubber Tip		

**EXELAIR™ RECOIL ACCESSORY KITS**

**EX0320HKIT**

**EXELAIR™ 20-pc Recoil Air Hose Kit**

- Comes with storage case



EX0320HKIT

Part No.		EX0320HKIT	
Qty	Description	Qty	Description
1	Blow Gun	1	Sport Inflation Needle
1	6" Pencil Gauge (5-50 PSI)	5	1/4" NPT Male M-Style® Steel Plugs
1	1/4" NPT x 1/4" NPT Steel Hex Coupling	2	1/4" NPT Female M-Style® Steel Plugs
1	1/4" NPT x 1/4" NPT Steel Hex Nipple	1	1/4" NPT Female M-Style® Steel Coupler
1	Blow Gun Safety/Adapter Tip	1	Pipe Thread Tape
1	Blow Gun Rubber Tip	1	Single Head Air Chuck
2	Blow Gun Tapered Tips	1	13' Nylon Recoil Air Hose

**EX0325HKIT**

**EXELAIR™ 25-pc Recoil Air Hose Kit**

- Comes with storage case



EX0325HKIT

Part No.		EX0325HKIT	
Qty	Description	Qty	Description
1	Blow Gun	1	Tire Inflator Tip/Blow Nozzle
1	6" Pencil Gauge (5-50 PSI)	2	Sport Inflation Needles
1	Dual Head Tire Chuck	6	1/4" NPT Male M-Style® Steel Plugs
2	1/4" NPT x 1/4" NPT Steel Hex Couplings	2	1/4" NPT Female M-Style® Steel Plugs
2	1/4" NPT x 1/4" NPT Steel Hex Nipples	1	1/4" NPT Female M-Style® Steel Coupler
1	Blow Gun Safety/Adapter Tip	1	Pipe Thread Tape
1	Blow Gun Rubber Tip	1	Single Head Air Chuck
1	Blow Gun Tapered Tip	1	25' Nylon Recoil Air Hose

BLO-GUNS  
100 SERIES

KITS & FAUCETS  
200/300 SERIES

TIRE HARDWARE  
400/1400 SERIES

INFLATOR GAGES  
500 SERIES

FITTINGS & HOSES  
600/1600 SERIES

### EXELAIR™ COUPLERS & PLUGS KITS

#### EX0312MKIT



EX0312MKIT

#### EXELAIR™ 12-pc M-Style® Coupler & Plug Kit

- Comes with storage case

EX0312MKIT	
Part No.	Description
6	1/4" NPT M-Style® Male Steel Plugs
4	1/4" NPT M-Style® Female Steel Plugs
1	1/4" NPT M-Style® Female Brass Coupler
1	1/4" NPT M-Style® Male Brass Coupler



#### EX0320MKIT



EX0320MKIT

#### EXELAIR™ 20-pc M-Style® Coupler & Plug Kit

- Comes with storage case

EX0320MKIT	
Part No.	Description
5	1/4" NPT M-Style® Male Brass Plugs
5	1/4" NPT M-Style® Male Steel Plugs
5	1/4" NPT M-Style® Female Steel Plugs
1	1/4" NPT M-Style® Female Brass Coupler
4	1/4" NPT M-Style® Male Steel Couplers



### EXELAIR™ INFLATOR GAUGE KITS

#### EX0510BKIT



EX0510BKIT

#### EXELAIR™ 10-pc Bayonet Inflator Gauge Kit

- Comes with storage case

EX0510BKIT	
Part No.	Description
1	Bayonet Inflator Gauge w/ Dual Head Chuck
4	Valve Cores
4	Black Plastic Valve Caps
1	4-Way Valve Tool

#### EX0510PKIT



EX0510PKIT

#### EXELAIR™ 10-pc Pistol Grip Inflator Gauge Kit

- Comes with storage case

EX0510PKIT	
Part No.	Description
1	EX0500P Pistol Grip Inflator Gauge w/ Lock-on Chuck
4	Valve Cores
4	Black Plastic Valve Caps
1	4-Way Valve Tool

#### EX0510WKIT



EX0510WKIT

#### EXELAIR™ 10-pc Window Inflator Gauge Kit

- Comes with storage case

EX0510WKIT	
Part No.	Description
1	Window Inflator Gauge
4	Valve Cores
4	Black Plastic Valve Caps
1	4-Way Valve Tool



**400-6**



400-6

**SAFE-T-FLATE VALVE EXTENSION**

- Inner dual wheel valve extension
- Fits all tube and tubeless valves in this section

Bulk Part No.	Retail Part No.	Per Card	Maximum Pressure	Effective Length (in)
400-6BK	s-400-6	2	150 PSI	8 1/4"

**404 • 1455**



404

1455

**NICKEL PLATED VALVE CORES**

Boxed Part No.	Bulk Part No.	Retail Part No.	Per Card	TR Number	Thread Size/Seal	Operating Temp	Pressure Range
404	404-100	s-404	5	TR-C1	• 2108-36 Thread • Red Teflon Seal	-40°F to 302°F	0-200 PSI
1455				TR-C2	• Large Bore • .302-32 Thread		

**406**



406

**RIM HOLE REDUCER BUSHING**

- For passenger cars, motorcycles, light trucks, and industrial vehicles

Boxed Part No.	Base Diameter	Sizes
406	2 1/4"	Reduces 5/8" to .453"

**409**



409

**HI-PERFORMANCE TIRE VALVE**

- Clamp-in type, brass chrome plated
- For use with mag, aluminum, exposed or reversed chrome wheels
- Sold complete with two grommets to fit .453 or .625 valve hole sizes

Boxed Part No.	Retail Part No.	Per Card	Max Pressure (cold inflation)	Rim Hole Diameter
409	s-409	1	80 PSI	.453" & .625"

**413 • 414 • 415  
418 • 423 • 425**



413

414

415



418

423

425

**SNAP-IN TUBELESS TIRE VALVES**

- Cap thread size: .305-32
- Ozone resistant rubber
- Maximum cold inflation pressure may not exceed 60 PSI

Boxed Part No.	50-Pk Bulk Part No.	500-Pk Bulk Part No.	Retail Part No.	Per Card	TR Number	Rim Hole Diameter	Effective Length (in)
413-10	413-50	413-500	s-413	2	TR413	.453"	1 1/4"
414-10	414-50	414-500	s-414	2	TR414		1 1/2"
415-10	415-50		s-415	2	TR415	.625"	1 1/4"
418-10	418-50	418-500	s-418	2	TR418	.453"	2"
423-10	423-50	423-500	s-423	2	TR423		2 1/2"
425-10	425-50	425-500	s-425	2	TR425	.625"	2"

BLO-GUNS  
100 SERIES

KITS & FAUCETS  
200/300 SERIES

TIRE HARDWARE  
400/1400 SERIES

INFLATOR GAGES  
500 SERIES

FITTINGS & HOSES  
600/1600 SERIES

BLO-GUNS  
100 SERIES

413-1



413-1

### SNAP-IN CHROME SLEEVE TUBELESS TIRE VALVES

- Chrome sleeve tubeless tire valve with hex cap

Boxed Part No.	Retail Part No.	Per Card	TR Number	Rim Hole Diameter	Effective Length (in)
413-1	s-413-1	2	TR413	.453"	1 1/4"

KITS & FAUCETS  
200/300 SERIES

434 • 435 • 436 • 437  
438 • 439 • 1457



434



435



436



437



438



439



1457

### VALVE CAPS

Boxed Part No.	Retail Part No.	Per Card	TR Number	Description	Thread Size
434				Knurled Cap, Heat Resistant Sealing Washer	.305-32 Thread
435	s-435	4		Hex Head	
436	s-436	5	TR-VC3	Dome Type	
437	s-437	5	TR-VC2	• Screwdriver Type • Built In Valve Removal Slot	
438			TR-VC8	• For Nitrogen Filled Tires • Dome Shape, Standard Valve Caps	
439	s-439	5		Dome Shape, Standard Valve Caps	
1457			TR-VC7	• Screwdriver Type • For servicing off-road trucks and heavy equipment equipped w/ large bore valves	.485-26

TIRE HARDWARE  
400/1400 SERIES

440 • 440-1 • 440-2  
440-3 • 440-4 • 440-5



440



440-1



440-2



440-3



440-4



440-5

### TRUCK VALVE EXTENSIONS

- Nickel plated brass, nickel plated long skirt, hi-heat cap
- All thread sizes: .305-32

Boxed Part No.	Retail Part No.	Per Card	Effective Length (in)
440			1 3/8"
440-1			2 1/4"
440-2			3 1/16"
440-3			3 11/16"
440-4	s-440-4	1	4 1/8"
440-5			5 1/2"

INFLATOR GAGES  
500 SERIES

s-441 • s-442



s-441



s-442

### BRASS VALVE EXTENSIONS

- Dust cover design allows pressure check and inflation/deflation without removing cap
- Threaded for valve caps and/or wheel cover locks
- All thread sizes: .305-32

Retail Part No.	Per Card	Effective Length (in)
s-441	4	3/4"
s-442	4	1 1/4"

FITTINGS & HOSES  
600/1600 SERIES

443



**3-IN-1 VALVE EXTRACTOR TOOL**

The Speedy Tire Inflation Tool

- Removes valve cores while simultaneously allowing for rapid inflation
- Up to a 47% decrease in inflation time

Retail Part No.	Per Card	Overall Length	NPT
s-443	1	5 1/8"	.305-32

444



**VALVE CORE TOOL**

- For removal & insertion of valve cores
- One end for standard bore, one end for large bore valves

Boxed Part No.	Retail Part No.	Per Card	Overall Length	Handle Length
444	s-444	1	5"	3"

445



**VALVE REPAIR TOOL**

- Use this 4-in-1 valve tool for rethreading inside and outside of valve stems, as well as insertion and removal of valve cores
- Allows removal of valve cores even if the shoulders are broken

Boxed Part No.	Retail Part No.	Per Card	Overall Length	Handle Length
445	s-445	1	5"	3"

446



**TUBE DEFLATOR & CORE REMOVER**

- With this 2-in-1 tool deflate using one end, and insertion and removal of valve core with other end

Retail Part No.	Per Card	Description
s-446	1	Tube Deflator & Core Remover

447



**VALVE FISHING TOOL**

- Designed to align or seal valve stem through rim hole
- Handle offers same features as Milton® #446

Retail Part No.	Per Card	Overall Length	Valve Attachment Head Diameter
s-447	1	8 1/4"	7/16"

448



**TIRE TREAD DEPTH GAGE**

- Round aluminum indicator bar calibrated 0 to 1" in 1/32" markings
- Handy pocket clip

Boxed Part No.	Bulk Part No.	Retail Part No.	Per Card	Description
448	448BK	s-448	1	Tire Tread Depth Gage - 0 to 1"

BLO-GUNS  
100 SERIES

KITS & FAUCETS  
200/300 SERIES

TIRE HARDWARE  
400/1400 SERIES

INFLATOR GAGES  
500 SERIES

FITTINGS & HOSES  
600/1600 SERIES

BLO-GUNS  
100 SERIES

### EX448DIG



EX448DIG

### EXELAIR™ DIGITAL TIRE TREAD DEPTH GAUGE

- Accurately measures tire tread depth
- Digital backlit display
- Zero setting at any depth
- Reads in inches and MM

Retail Part No.	Per Card	Application
EX448DIG	1	• Batteries Included • Automatic Shut Off

KITS & FAUCETS  
200/300 SERIES

### 449



s-449

### VALVE INSERTION TOOL

- For the installation or removal of "snap-in" type tubeless tire valves

Retail Part No.	Per Card	Description
s-449	1	Valve Insertion Tool

TIRE HARDWARE  
400/1400 SERIES

### 451 • 452 • 453



451

452

453

### PLASTIC EXTENSIONS

- Lightweight so it does not affect wheel balance
- Extends through hole in cover for ease in inflating and checking tire pressure
- All thread sizes: .305-32

Boxed Part No.	Retail Part No.	Per Card	Effective Length (in)
451	s-451	4	3/4"
452	s-452	4	1 1/4"
453	s-453	4	1 1/2"

INFLATOR GAGES  
500 SERIES

### 462 • 463 • 464 • 465



462

463

464

465

### TRACTOR TIRE VALVES

Boxed Part No.	Retail Part No.	Per Card	TR Number	Application	Patch Diameter	Effective Length (in)
462	s-462	1	TR-218A	• Road Grader & Tractor Tubes • Base Prepared for Electric or Chemical Application to Tubes	4 1/4"	1 27/32"
463			TR-LN-10	• Brass Rim Nut • For Air/Water Tractor Valves • .485-26 Thread		
464	s-464	2	TR-CH-3	• Replacement Core Housing • Complete w/ Valve Core and Cap		
	s-465	2	TR-CH-1	• Replacement Core Housing • Complete w/ Valve Core and Cap for Old Style Air/Water Valves		

FITTINGS & HOSES  
600/1600 SERIES

### 466



s-466

### AIR/WATER ADAPTER KIT

- Connects any 3/4" garden hose to tire pressure valves to fill tires with liquid
- Fits all tube and tubeless valves in this section with the core housing removed

Retail Part No.	Per Card	Application
s-466	1	Comes complete with 2 Bushings, 1 Standard Bore, One Large Bore

469



469

**CLAMP-IN TUBELESS AIR/LIQUID VALVE**

- For farm tractor and road grader tires
- Fast filling large bore type
- Complete w/ #464 housing

Boxed Part No.	Retail Part No.	Per Card	TR Number	Rim Hole Diameter	Max Pressure	Effective Length (in)
469	s-469	1	TR-618A	5/8"	90 PSI	2 1/2"

470 • 471



470



471

**CLAMP-IN TUBELESS TIRE VALVES**

Boxed Part No.	TR Number	Application	Material	Rim Hole Diameter	Max Pressure
470	TR-416	Universal Clamp-in	Nickel Plated Brass	.453" and 5/8"	When Pressure Exceeds 45 PSI
471	TR-417	Special Clamp-in	Brass		

473 • 474 • 476



473  
474



476

**TUBE TYPE TIRE VALVES**

Boxed Part No.	TR Number	Application	Rim Hole Diameter
473	TR-13	<ul style="list-style-type: none"> <li>• Patch Valve</li> <li>• Apply Hot or Cold</li> <li>• Fits 13", 14", 15" Tubes</li> </ul>	0.453
474	TR-15	<ul style="list-style-type: none"> <li>• Patch Valve</li> <li>• Apply Hot or Cold</li> <li>• Fits 16" Tubes</li> </ul>	0.625

476		<ul style="list-style-type: none"> <li>• Oval Slot Tubeless Valve</li> <li>• Ready to Use with Grommet, Washer, Valve Core, Hex Nut and Screwdriver Cap</li> <li>• For Firestone 16 X 6 Ks Wheel w/ Oval Valve Hole</li> </ul>	
-----	--	--	--

481 • 482 • 483  
484 • 485 • 486



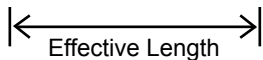
482



484



486



**TRUCK & BUS CLAMP-IN TUBELESS TIRE VALVES**

- Straight clamp-in type valves for 5/8" side hole mounting
- For demountable and non-demountable rims

Boxed Part No.	Retail Part No.	Per Card	TR Number	Effective Length (in)
481			TR-571	3 17/32"
482			TR-501	1 21/32"
483			TR-500	2 5/32"
484			TR-570	3 9/32"
485			TR-572	3 29/32"
486	s-486	1	TR-573	4 17/32"

BLO-GUNS  
100 SERIES

KITS & FAUCETS  
200/300 SERIES

TIRE HARDWARE  
400/1400 SERIES

INFLATOR GAGES  
500 SERIES

FITTINGS & HOSES  
600/1600 SERIES

BLO-GUNS  
100 SERIES

492



### TUBELESS ALUMINUM TRUCK VALVE

Boxed Part No.	TR Number	Application
492	TR-510	Used In Drop Center Aluminum Disc Wheels with 5/8" Bottom Valve Hole

KITS & FAUCETS  
200/300 SERIES

493 • 494



### SNAP-IN TUBELESS TIRE VALVES

- Maximum cold inflation pressure may not exceed 80 PSI

Boxed Part No.	50-Pk Part No.	TR Number	Rim Hole Diameter	Effective Length
493-10	493-50	TR600	.453"	1 1/4"
494-10	494-50	TR602		2"

TIRE HARDWARE  
400/1400 SERIES

s-982 • 1460 • 1470  
1471 • 1472 • 1475  
1477 • 1496



s-982

### LARGE BORE AIR CHUCKS & REPAIR TOOL

- Inflating air chucks
- Maximum pressure: 150 PSI

#### Large Bore Dual Head Service Gage

Retail Part No.	Per Card	Range (PSI & kPa)	Increments (lbs. & kPa)
s-982	1	10-160 PSI 80-1100 kPa	2 lbs. 20 kPa



1460



1470

#### Large Bore Adapter

Boxed Part No.	Thread Size	Increments (lbs. & kPa)	TR Number	Application
1460	.305-32	2 lbs. 20 kPa	TR-AD1	<ul style="list-style-type: none"> <li>• Reduces to Standard Bore</li> <li>• Complete with Gasket</li> </ul>



1471

#### Large Bore Lock On Chuck

Boxed Part No.	NPT
1470	1/4" Female

#### Large Bore Long Handle Lock On Chuck

Boxed Part No.	NPT	Application
1471	1/4" Female	<ul style="list-style-type: none"> <li>• Straight Push On</li> <li>• 5 1/8" Handle</li> </ul>



1472

#### Large Bore & Standard Dual Foot Chuck

Boxed Part No.	NPT	Application
1472	1/4" Female	• 9" Handle



1475



1477

#### Large Bore Tube Deflator

Boxed Part No.	NPT
1475	1/4" Female

#### Large Bore 4 Way Valve Tool

Boxed Part No.	Application
1477	<ul style="list-style-type: none"> <li>• For Retreading Inside and Outside of Valve Stems</li> <li>• Insertion and Removal of Valve Cores</li> </ul>

FITTINGS & HOSES  
600/1600 SERIES



1496

#### Large Bore Kwik Grip Safety Air Chuck

Boxed Part No.	NPT	Application
1496	1/4" Female	<ul style="list-style-type: none"> <li>• For Large Bore Valves</li> <li>• Locks On Valve</li> </ul>

501 • 98-A1-501 • 502  
 503 • 08-A1-506 • s-504  
 s-505 • s-506® • s-516®

**WINDOW INFLATOR GAGES**

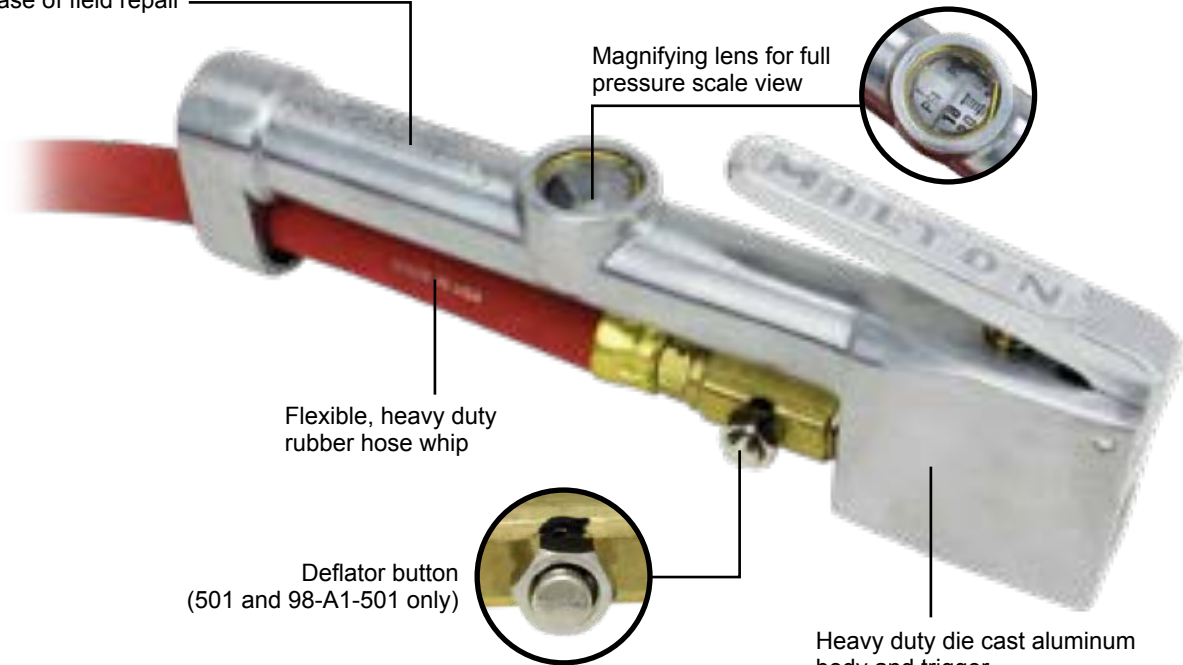
Heavy duty construction provides long service life even with constant use. Gage cartridge and valve cartridge replaceable. All window inflator gages equipped with magnifying lens for full view of scale.

- Meets ANSI/ASME B40.1 standards



**“The Classic” s-506®**  
 The Milton® legacy gage that started it all

Replaceable pressure gage cartridge (Pg. 30)  
 - ease of field repair



Magnifying lens for full pressure scale view

Flexible, heavy duty rubber hose whip

Deflator button (501 and 98-A1-501 only)

Heavy duty die cast aluminum body and trigger  
 - durable, yet lightweight

BLO-GUNS  
100 SERIES

KITS & FAUCETS  
200/300 SERIES

TIRE HARDWARE  
400/1400 SERIES

INFLATOR GAGES  
500 SERIES


FITTINGS & HOSES  
600/1600 SERIES

Part No.	501	98-A1-501	502	503	08-A1-506	s-504	s-505	s-506®	s-516®
Hose Length	5'	15'	3'	3'			15"		
OSHA Compliant	YES			No					
Deflator Button	YES			No					
Replacement Hose Whip	514	P98-A1-501	513	511	P08-A1-506	510	508	509	519
Chuck Style	Dual Head Straight Foot	Kwik Grip Safety Lock-on	Single Head w/ Chuck Clip	Dual Head Large Bore	Straight (for TPMS)	Single Head	Dual Head	Dual Head Straight Foot	
Full Swivel	YES	No		YES	No		YES		
Chuck Extension	YES		No		YES				
Locking Chuck	Semi-Locking		YES		No				Semi-Locking


### WINDOW INFLATOR GAGES (cont)

508 • 509 • 510 • 511 • 513 • 514  
519 • P98-A1-501 • P08-A1-506

### Window Inflator Gages Replacement Hose Whips



Part No.	Hose Length	Air Chuck Style		Thread Size	Replacement Hose Whip for
			Full Swivel		
508	15 Inches	Ball Foot	YES	3/8-24	505
509		Dual Head w/ Extension			506
510		Straight	No		504
511	3 Feet	Ball Foot w/ Chuck Clip	YES		503
513		Kwik Grip Safety	No		502
514	5 Feet	Dual Head Straight Foot	YES		501
519	15 Inches				516
P98-A1-501	15 Feet				98-A1-501
P08-A1-506	15 Inches	Dual Head Large Bore			08-A1-506



BLO-GUNS  
100 SERIES

KITS & FAUCETS  
200/300 SERIES

TIRE HARDWARE  
400/1400 SERIES

INFLATOR GAGES  
500 SERIES

FITTINGS & HOSES  
600/1600 SERIES

506-79A • 507A  
512A • 507B

### Window Inflator Gage Repair Kits



506-79A

Part No.	Description
506-79A	Replacement Viewing Window Kit
507A	Replacement Cartridge Kit (PSI)
512A	Replacement Valve Kit

507B	Inflator Gage Overhaul Kit Includes 506-79A, 507A & 512A Kits In One Kit
------	---



512A



507A



**s-520 • s-521 • s-522 • 523**

**BAYONET INFLATOR GAGES**

- Lever action, heavy duty construction provides long service life, even with constant use
- Easy to read, large black numbers on “jumbo” white indicator bar
- 2 sides calibrated for PSI and 2 sides calibrated for kPa
- Meets ANSI/ASME B40-1 standards

Durable high-contrast nylon pressure indicator bar

- PSI pressure: 10-120 in 2 PSI increments (black)
- kPa pressure: 80-840 in 20 kPa increments (red)
- Indicator bar extends when trigger is released and retracts automatically

Rubber washer bayonet seal

- Combats soil intrusion

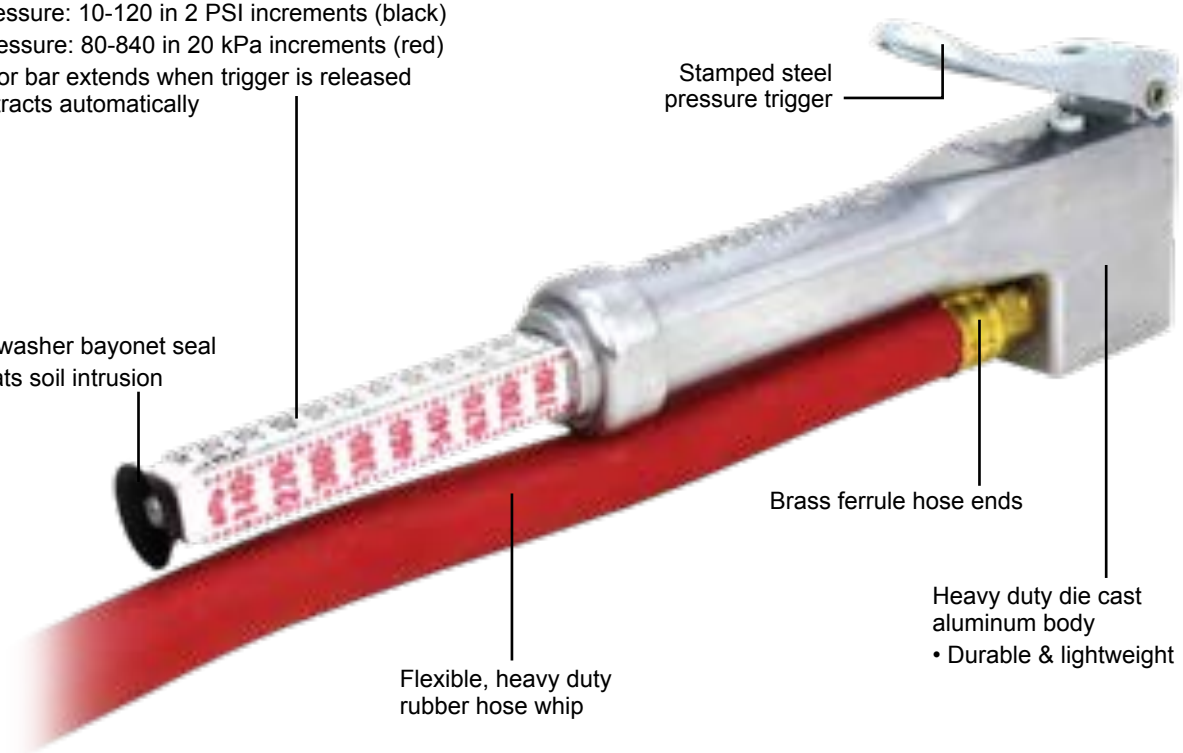
Stamped steel pressure trigger

Brass ferrule hose ends

Heavy duty die cast aluminum body

- Durable & lightweight

Flexible, heavy duty rubber hose whip



Part No.	s-520	s-521	s-522	523
Hose Length	12"			3'
Chuck Style	Straight (for TPMS)	Single Head	Dual Head w/ Extension	Single Head w/ Chuck Clip
Full Swivel	No	YES		
Replacement Hose Whip	528	526	527	529
Application	For Tire with TPMS Sensors	Great for Motorcycles & Hard to Reach Valves	For Any Vehicles & Tire Changing	

BLO-GUNS  
100 SERIES

KITS & FAUCETS  
200/300 SERIES

TIRE HARDWARE  
400/1400 SERIES

INFLATOR GAGES  
500 SERIES

FITTINGS & HOSES  
600/1600 SERIES

BLO-GUNS  
100 SERIES

KITS & FAUCETS  
200/300 SERIES


TIRE HARDWARE  
400/1400 SERIES

INFLATOR GAGES  
500 SERIES

FITTINGS & HOSES  
600/1600 SERIES

### BAYONET INFLATOR GAGES (cont)

526 • 527 • 528 • 529



### Bayonet Inflator Gages Replacement Hose Whips & Chucks

Part No.	Hose Length	Air Chuck Style	Full Swivel	Thread Size	Replacement Hose Whip for
526	12"	Single Head	YES	1/4" NPT	s-521
527	12"	Dual Head w/ Extension	YES	1/4" NPT	s-522
528	12"	Straight (TPMS)	No	1/4" NPT	s-520
529	3'	Single Head w/ Chuck Clip	YES	1/4" NPT	523

P500-45 • P500-44  
500-4 • 500-43



### REPLACEMENT AIR CHUCKS

Part No.	Air Chuck Style	Full Swivel	Replacement Hose Whip for	Application
P500-45	Straight (TPMS)	No	528	For Tire with TPMS Sensors
P500-44	Single Head	YES	526	Great for Motorcycles & Hard to Reach Valves
500-4	Dual Head		527	For Any Vehicles & Tire Changing
500-43	Single Head w/ Chuck Clip		529	

s-530 • s-531



### COMPACT DIGITAL INFLATOR GAGES

#### SHORTER CASTING GIVES USER BETTER CONTROL

- Swivel gage design for easy viewing
- Backlit digital displays in PSI, kPa, Bar and kg/cm<sup>2</sup> measurements
- Pressure range: 0-255 PSI
- Meets ANSI/ASME B40-1 standards
- 6" extended reach, 360° swivel chucks
- Resolution: 0.1 PSI
- Accuracy: +/- 0.5 PSI

Retail Part No.	Per Card	Hose Length	Range (PSI & kPa) (Bar & kg/cm <sup>2</sup> )		Air Chuck Style	Full Swivel	Chuck Extension
s-530	1	15"	0-255 PSI	0-17.5 Bar	Dual Head	YES	12"
s-531	1		0-1750 kPa	0-17.5 kg/cm <sup>2</sup>	Dual Head Straight Foot		

**517 • 518 • 550 • 551  
552 • 553 • 556**

**HEAVY DUTY TRUCK INFLATOR GAGES**

- 10-160 PSI (80-840 kPa) pressure range
- For use of inflating and deflating truck tires



Part No.	Hose Length	Air Chuck Style		Deflator Button	Meets OSHA 1910.177
		Full Swivel			
517	2 Feet	12" Extended Reach Dual Head Straight Foot			No
518	5 Feet	Easy On Grip	YES	YES	YES
550	2 X 7 Feet	12" Extended Reach Dual Head Lock-On + Easy On Grip			
551		2 X 6" Extended Reach Dual Head Lock-On	No	No	
552	50 Feet	12" Extended Reach Dual Head Straight Foot	YES	YES	
553	5 Feet	6" Extended Reach Dual Head Lock-On			
556	6 Feet	Large Bore Secure Lock-On			
561	7 Feet	Easy On Grip		Bleed Valve	

BLO-GUNS  
100 SERIES

KITS & FAUCETS  
200/300 SERIES

TIRE HARDWARE  
400/1400 SERIES

INFLATOR GAGES  
500 SERIES

FITTINGS & HOSES  
600/1600 SERIES

**550-1B • 550-1S**

**EXTENDED REACH DUAL HEAD LOCK-ON TRUCK AIR CHUCKS**

**NEW**



- Replacement chucks for the #550 Heavy Duty Truck Tire Inflator Gage
- Dual head air chucks provide a wide array of uses
- 550-1B has a 6" extension with a 10° bent, for better access
- 550-1S has a 6" straight extension

Boxed Part No.	Product Specs			Application
	Style	Extension Length	Thread Size	
550-1B	Dual Head Lock-On	6" w/ 10° Bend	1/4" FNPT	For use with heavy duty truck tire inflators
550-1S		6"		

**s-568**

**DIGITAL PISTOL GRIP INFLATOR GAGE**



**SUPER COMFORTABLE ERGONOMIC GRIP**

- 360° swivel design for easy viewing
- Backlit digital displays in PSI, kPa, Bar and kg/cm<sup>2</sup> measurements
- Meets ANSI/ASME B40-1 standards
- Automatic shut-off after 15 seconds
- "Half pull deflate - Full pull inflate" design
- Durable rubber boot and batteries included
- Accuracy: +/- 0.5 PSI
- Resolution: 0.1 PSI

Retail Part No.	Per Card	Range		Hose Length	Air Chuck	
		(PSI & kPa)	(Bar & kg/cm <sup>2</sup> )		Style	Full Swivel
s-568	1	0-255 PSI 0-1750 kPa	0-17.5 Bar 0-17.5 kg/cm <sup>2</sup>	20"	Straight Lock-On	N/A

572D • 573D • s-574D  
s-575D • s-576D  
s-577D • s-578D

### PRO SERIES DIGITAL PISTOL GRIP INFLATOR GAGES



**High-Accuracy Digital Pressure Gage**

- Full 360° swivel - view at any angle & lays flat for storage
- AUTO ON when pressure is detected
- 15-second AUTO OFF saves batteries
- LCD Backlit display for use in low light conditions
- (2) AAA Batteries included
- Meets ANSI/ASME B40-1 standards

#### Multiple Chuck & Hose Configurations

<b>572D</b>	<b>KINK GRIP SAFETY CHUCK</b>
	<ul style="list-style-type: none"> <li>• Securely locks onto tire valves</li> <li>• Includes extra-long 30" rubber hose</li> </ul>
<b>573D</b>	<b>BALL FOOT AIR CHUCK W/ CLIP</b>
	<ul style="list-style-type: none"> <li>• Quickly attach/detach in tight spaces</li> <li>• Includes extra-long 30" rubber hose</li> </ul>
<b>s-574D</b>	<b>STRAIGHT FOOT CHUCK</b>
	<ul style="list-style-type: none"> <li>• Wireless linkage to TPMS valves</li> <li>• Includes 10" rubber hose</li> </ul>
<b>s-575D</b>	<b>BALL FOOT CHUCK</b>
	<ul style="list-style-type: none"> <li>• Great for motorcycles &amp; other hard-to-reach valves</li> <li>• Includes 10" rubber hose</li> </ul>
<b>s-576D</b>	<b>CLASSIC DUAL HEAD CHUCK</b>
	<ul style="list-style-type: none"> <li>• Great general purpose &amp; commercial vehicle air chuck</li> <li>• Includes 10" rubber hose plus \$ 1/4" brass chuck extension</li> </ul>
<b>s-577D</b>	<b>DUAL HEAD STRAIGHT FOOT CHUCK</b>
	<ul style="list-style-type: none"> <li>• Straight foot design with lock-on threads for hands-free inflation</li> <li>• Includes 10" rubber hose plus \$ 1/4" brass chuck extension</li> </ul>
<b>s-578D</b>	<b>LARGE BORE DUAL HEAD CHUCK</b>
	<ul style="list-style-type: none"> <li>• For construction equipment &amp; heavy equipment with large bore valves</li> <li>• Includes 10" rubber hose plus \$ 1/4" brass chuck extension</li> </ul>

**PICK YOUR CHUCK**

**PRESSURE RANGE:** 0-200 PSI  
**ACCURACY:** ± 0.5 PSI  
**RESOLUTION:** 0.1 PSI  
**UNITS:** PSI, Bar, kPa, kg/cm<sup>2</sup>

**ADDITIONAL HOSE/CHUCK CONFIGURATIONS AVAILABLE ON PG 30**

BLO-GUNS  
100 SERIES

KITS & FAUCETS  
200/300 SERIES

TIRE HARDWARE  
400/1400 SERIES

INFLATOR GAGES  
500 SERIES

FITTINGS & HOSES  
600/1600 SERIES

**572A • 573A • s-574A  
s-575A • s-576A  
s-577A • s-578A**

**PRO SERIES OIL-FILLED ANALOG  
PISTOL GRIP INFLATOR GAGES**



**Silicone Oil-Filled Analog Pressure Gage**

- Full 360° swivel - view at any angle & lays flat for storage
- Superior accuracy
- Absorbs vibrations and pressure spikes
- Reduces wear on moving parts
- Protects against moisture & icing
- Meets ANSI/ASME B40.1 standards

**Multiple Chuck & Hose Configurations**

Model	Configuration
<b>572A</b>	<b>RINK GRIP SAFETY CHUCK</b>
<b>573A</b>	<b>BALL FOOT AIR CHUCK W/ CLIP</b>
<b>s-574A</b>	<b>STRAIGHT FOOT CHUCK</b>
<b>s-575A</b>	<b>BALL FOOT CHUCK</b>
<b>s-576A</b>	<b>CLASSIC DUAL HEAD CHUCK</b>
<b>s-577A</b>	<b>DUAL HEAD STRAIGHT FOOT CHUCK</b>
<b>s-578A</b>	<b>LARGE BORE DUAL HEAD CHUCK</b>

**PICK YOUR CHUCK**

**Pressure Range: 0-150 PSI, Resolution: 1 PSI, Accuracy: ± 1.5 PSI, Units: PSI, Bar**

**P576-1**

**PRO SERIES PISTOL GRIP INFLATOR GAGE  
REPLACEMENT PISTON KIT**



- For use with 570 Series digital or analog pistol grip inflator gages (on pages 34 or 35)
- Kit includes replacement piston with o-rings, deflator valve, c-clip and spanner wrench

**ADDITIONAL HOSE/CHUCK CONFIGURATIONS AVAILABLE ON PG 30**


BLO-GUNS 100 SERIES  
KITS & FAUCETS 200/300 SERIES  
TIRE HARDWARE 400/1400 SERIES  
INFLATOR GAGES 500 SERIES  
FITTINGS & HOSES 600/1600 SERIES

### 580e SERIES PRECISION DIGITAL INFLATOR GAGE

### DIGITAL INFLATOR GAGES

#### EXTREME ACCURACY

The most accurate tire inflator gage on the market ... **+/- 0.05%!**



#### Large Articulating, Easy-to-Read Digital Display

- Display automatically adjusts for left or right-handed use, or vertical portrait mode
- High contrast electrophoretic screen is easy to read in any light condition, at any angle

#### Auto ON/Auto OFF Feature

- Powers on when air pressure is detected, powers off after 120 seconds of inactivity

M-Style® Plug connection included

Job site work light

Integrated hang hook for storage

Deflation button  
Fine tune air pressure

Comfortable, rubberized ergonomic handle

Valve cap holder

BLO-GUNS  
100 SERIES

KITS & FAUCETS  
200/300 SERIES

TIRE HARDWARE  
400/1400 SERIES

INFLATOR GAGES  
500 SERIES

FITTINGS & HOSES  
600/1600 SERIES



**580e SERIES  
PRECISION  
DIGITAL INFLATOR GAGE**

s-582e • s-583e • s-584e • s-585e  
s-586e • s-587e • s-588e

**DIGITAL INFLATOR GAGES**



- 360° Swivel Chuck:**
- s-583e
  - s-585e
  - s-586e
  - s-587e
  - s-588e



Multiple Chuck & Hose Configurations	
<b>s-582e</b>	<b>KWIK GRIP SAFETY CHUCK</b> <ul style="list-style-type: none"> <li>• Securely locks onto tire valves</li> <li>• Includes extra-long 36" rubber hose</li> </ul>
<b>s-583e</b>	<b>BALL FOOT AIR CHUCK w/ CLIP</b> <ul style="list-style-type: none"> <li>• Quickly attach/detach in tight spaces</li> <li>• Includes extra-long 36" rubber hose</li> </ul>
<b>s-584e</b>	<b>STRAIGHT FOOT CHUCK</b> <ul style="list-style-type: none"> <li>• Minimizes breakage to TPMS valves</li> <li>• Includes 15" rubber hose</li> </ul>
<b>s-585e</b>	<b>BALL FOOT CHUCK</b> <ul style="list-style-type: none"> <li>• Great for motorcycles &amp; other hard to reach valves</li> <li>• Includes 15" rubber hose</li> </ul>
<b>s-586e</b>	<b>CLASSIC DUAL HEAD CHUCK</b> <ul style="list-style-type: none"> <li>• Great general purpose &amp; commercial vehicle air chuck</li> <li>• Includes 15" rubber hose plus 5 1/4" brass chuck extension</li> </ul>
<b>s-587e</b>	<b>DUAL HEAD STRAIGHT FOOT CHUCK</b> <ul style="list-style-type: none"> <li>• Straight foot design with lock-on threads for hands-free inflation</li> <li>• Includes 15" rubber hose plus 5 1/4" brass chuck extension</li> </ul>
<b>s-588e</b>	<b>LARGE BORE DUAL HEAD CHUCK</b> <ul style="list-style-type: none"> <li>• For construction equipment &amp; heavy equipment with large bore valves</li> <li>• Includes 15" rubber hose plus 5 1/4" brass chuck extension</li> </ul>
<p>PRESSURE RANGE: 0-150 PSI      ACCURACY: ±1.00%                  RESOLUTION: 0.05 PSI      UNITS: PSI, Bar, kPa, kg/cm<sup>2</sup></p>	

**s-580eKIT**



s-580eKIT

**DIGITAL INFLATOR GAGE KIT**

- Kit comes complete with digital inflator gage, plus four interchangeable air chucks

Part No.	s-580eKIT
Qty	Description
1	PRECISION Digital Inflator Gage w/ Coupler Hose Whip
1	Ball Foot Air Chuck w/ Plug Connector
1	Dual Head Air Chuck w/ Plug Connector
1	Dual Head Straight Foot Chuck w/ Plug Connector
1	Easy-On Air Chuck w/ Plug Connector

BLO-GUNS  
100 SERIES

KITS & FAUCETS  
200/300 SERIES

TIRE HARDWARE  
400/1400 SERIES

INFLATOR GAGES  
500 SERIES

FITTINGS & HOSES  
600/1600 SERIES

BLO-GUNS  
100 SERIES

KITS & FAUCETS  
200/300 SERIES

TIRE HARDWARE  
400/1400 SERIES

INFLATOR GAGES  
500 SERIES

FITTINGS & HOSES  
600/1600 SERIES

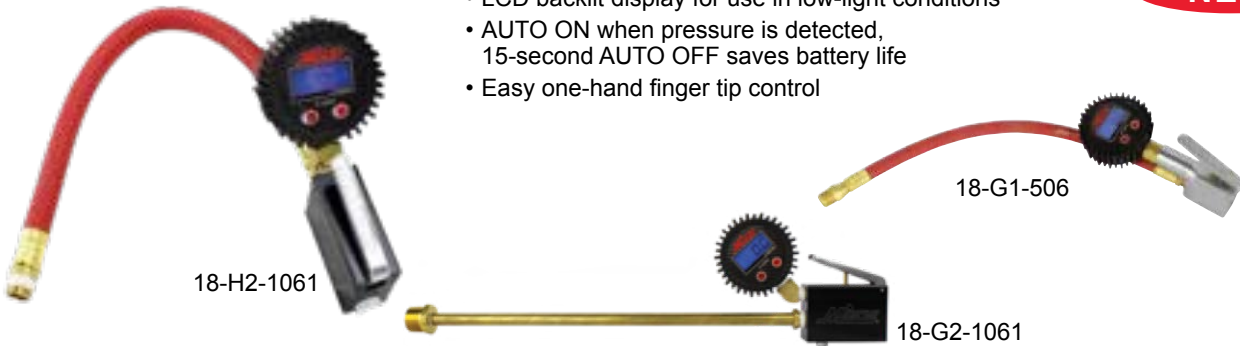
### DUNNAGE BAG INFLATOR GAGES

18-G1-506 • 18-G2-1061  
18-H2-1061

#### Digital Dunnage Bag Inflator Gages

- High-accuracy digital pressure gage
- LCD backlit display for use in low-light conditions
- AUTO ON when pressure is detected, 15-second AUTO OFF saves battery life
- Easy one-hand finger tip control

**NEW**




Part No.	Pressure Range (PSI)	Housing Material	Deflation Button	Hose Length	Hose Assembly			Brass Swivel Hose End
					Hose Material	Hose ID	Outlet NPT	
18-G1-506	0-15	Cast Aluminum	No	17"	EPDM	1/4"	3/8"	YES
18-G2-1061		Machined Aluminum	Yes	15"	Rigid Extended Reach Extension	N/A	3/4"	No
18-H2-1061					EPDM	3/8"	3/8"	

91-N2-506 • 93-M1-1061  
15-N1-1061 • 94-D1-1061

#### Bayonet Dunnage Bag Inflator Gages

- Bayonet style gages are measured in 1/2 PSI increments

**NEW**



Part No.	Pressure Range (PSI)	Housing Material	Deflation Button	Hose Length	Hose Material	Hose Assembly		Brass Swivel Hose End
						Hose ID	Outlet NPT	
91-N2-506	0-10	Cast Aluminum	No	16"	EPDM	1/4"	3/8"	YES
93-M1-1061		Machined Aluminum		13.75"		3/8"		
15-N1-1061				1/2"		1/2"		
94-D1-1061		N/A		N/A	N/A	3/8"	No	

90-A1-1061

#### Replacement Analog Gage Element

- Replacement analog gage element for the 94-D1-1061 Analog Dunnage Bag Inflator Gage
- 0-10 PSI pressure range, in 1/2 PSI increments

**NEW**



90-A1-1061

Part No.	Description
90-A1-1061	Replacement Gage Element (1 to 10 PSI)



**EXELAIR™ PISTOL GRIP INFLATOR GAUGES**

**EX0500D**



EX0500D

**EXELAIR™ Digital Pistol Grip Inflator Gauges**

- Backlit digital displays in PSI, kPa, Bar and kg/cm<sup>2</sup> measurements
- Meets ANSI/ASME B40-1 standards
- Automatic shut-off after 15 seconds
- “Half pull deflate - Full pull inflate” design
- Durable rubber boot and batteries included
- Accuracy: +/- 1.0 PSI

Retail Part No.	Range		Hose Length	Air Chuck	
	(PSI & kPa)	(Bar & kg/ cm <sup>2</sup> )		Style	Full Swivel
EX0500D	0-100 PSI 0-700 kPa	0-7 Bar 0-7 kg/cm <sup>2</sup>	16"	Easy Clip	YES

**EX0500P**



EX0500P

**EXELAIR™ Analog Pistol Grip Inflator/Deflator Gauge**

- Meets ANSI/ASME B40-1 standards
- Integrated deflation button
- Durable rubber boot
- Integrated hang loop

Retail Part No.	Range		Hose Length	Air Chuck	
	(PSI & kPa)	(Bar & kg/ cm <sup>2</sup> )		Style	Full Swivel
EX0500P	0-150 PSI 0-1000 kPa	0-10 Bar 0-10 kg/cm <sup>2</sup>	13"	Easy-Clip Chuck	No

EX0510PKIT	10Pc Pistol Grip Analog Inflator Gauge Kit	Kit Includes: (1) EX0500P Gauge, 9 Piece Tire Repair Accessories, Storage Case			
------------	--	--	--	--	--

**EXELAIR™ INFLATOR GAUGE KITS**

**EX536KIT**



EX536KIT

**EXELAIR™ 3-in-1 Professional Analog Pistol Grip Inflator/Deflator Gauge Kit**

- Meets ANSI/ASME B40-1 standards
- Extra-large, Easy-to-read dial
- “Half pull deflate - Full pull Inflate” design
- Durable rubber boot
- Integrated hang loop

Retail Part No.	Range (PSI & Bar)	Hose Length	Air Chuck		Kit Also Includes
			Style	Full Swivel	
EX536KIT	0-175 PSI 0-12 Bar	16"	Easy-Clip Chuck Dual Head Straight Foot	No	Venturi Blow Gun Tip

BLO-GUNS  
100 SERIES

KITS & FAUCETS  
200/300 SERIES

TIRE HARDWARE  
400/1400 SERIES

INFLATOR GAGES  
500 SERIES

FITTINGS & HOSES  
600/1600 SERIES

BLO-GUNS  
100 SERIES

KITS & FAUCETS  
200/300 SERIES

TIRE HARDWARE  
400/1400 SERIES

INFLATOR GAGES  
500 SERIES

FITTINGS & HOSES  
600/1600 SERIES

### EXELAIR™ INFLATOR GAUGE KITS (cont)

#### EX0510BKIT



EX0510BKIT

#### EXELAIR™ 10-pc Bayonet Inflator Gauge Kit

- Meets ANSI/ASME B40-1 standards
- Comes with storage case

Part No.	EX0510BKIT
Qty	Description
1	Bayonet Inflator Gauge w/ Dual Head Chuck
4	Valve Cores
4	Black Plastic Valve Caps
1	4-Way Valve Tool

#### EX0510PKIT



EX0510PKIT

#### EXELAIR™ 10-pc Pistol Grip Inflator Gauge Kit

- Meets ANSI/ASME B40-1 standards
- Comes with storage case

Part No.	EX0510PKIT
Qty	Description
1	EX0500P Pistol Grip Inflator Gauge w/ Lock-on Chuck
4	Valve Cores
4	Black Plastic Valve Caps
1	4-Way Valve Tool

#### EX0510WKIT



EX0510WKIT

#### EXELAIR™ 10-pc Window Inflator Gauge Kit

- Meets ANSI/ASME B40-1 standards
- Comes with storage case

Part No.	EX0510WKIT
Qty	Description
1	Window Inflator Gauge
4	Valve Cores
4	Black Plastic Valve Caps
1	4-Way Valve Tool

**BRASS HOSE FITTINGS**

NPT = National Pipe Taper (tapered thread for general use)

NPS = National Pipe Straight (straight mechanical thread for free fitting mechanical joints such as paint spraying equipment)

Hose ID = Inside diameter of hose

Hose OD = Outside diameter of hose

**600 • 601 • 602  
603 • 604**



- 600 602
- 600-2 603
- 600-3 604
- 600-4 604-1
- 601

**Brass Hose Ends**

Boxed Part No.	Bulk Part No.	Retail Part No.	Per Card	Product Specs		
				Connection	Hose ID	Thread (NPT)
600	600BK	s-600	2	Male	1/4"	1/4"
600-2					1/8"	1/8"
600-3					1/4"	1/8"
600-4					1/8"	1/4"
601	601BK	s-601	2		5/16"	
602	602BK	s-602	2		3/8"	3/8"
603	603BK	s-603	2			
604					1/2"	1/2"
604-1	604-1BK					

**605**



- 605
- 605-1
- 605-2
- 605-3

Boxed Part No.	Retail Part No.	Per Card	Connection	Product Specs	
				Hose ID	Thread (NPS)
605	s-605	2	Female, Non Swivel	1/4"	1/4"
605-1				5/16"	
605-2	s-605-2	2		3/8"	3/8"
605-3					

**609**



s-609

**Brass Female Full Swivel Hose Fittings**

Retail Part No.	Per Card	Product Specs		
		Connection	Hose ID	Thread (NPS)
s-609	2	Female, Full Swivel	1/4"	1/4"

**611 • 612 • 613**



- 611-4
- 611-6
- 612-6
- 613-6
- 613-8

**Brass Male Full Swivel Hose Fittings**

Boxed Part No.	Retail Part No.	Per Card	Product Specs	
			Hose ID	Thread (NPT)
611-4	s-611-4	2	1/4"	1/4"
611-6	s-611-6	2	3/8"	
612-6	s-612-6	2		3/8"
613-6			1/2"	1/2"
613-8				

**615 • 617 • 621 • 622**



- 615
- 615-8
- 617
- s-621
- 621-11
- 622

**Re-Usable Brass Hose Fittings**

Boxed Part No.	Bulk Part No.	Retail Part No.	Per Card	Connection	Product Specs		
					Hose OD	Hose ID	NPT
615	615BK	s-615	1	Male End	19/32" or 9/16"	1/4"	1/4"
615-8					1/2"		
617		s-617	1		5/8"		
		s-621	1		3/4"	3/8"	3/8"
621-11					11/16"		
622					3/4"		

**614**



- 614-2
- 614-4
- 614-6

**Drain Cocks**

- Brass body
- Steel handle

Boxed Part No.	Bulk Part No.	Retail Part No.	Per Card	Product Specs NPT
614-2	614-2BK	s-614-2	2	1/8"
614-4	614-4BK	s-614-4	2	1/4"
614-6		s-614-6	2	3/8"

BLO-GUNS  
100 SERIES

KITS & FAUCETS  
200/300 SERIES

TIRE HARDWARE  
400/1400 SERIES

INFLATOR GAGES  
500 SERIES

FITTINGS & HOSES  
600/1600 SERIES

### BRASS HOSE FITTINGS (cont)

616 • 618 • 623



616  
618  
623

#### Re-Usable Brass Hose Menders

NOTE: #616 & #618 may be used with 5/16" hose.  
Maximum air pressure 250 PSI for Reusable Fittings and Menders

Boxed Part No.	Connection	Product Specs	
		Hose OD	Hose ID
616	Mender	19/32" or 9/16"	1/4"
618		5/8"	
623		3/4"	

s-620



s-620

#### Air Hose Repair Kit

Everything you need to mend air hose in the field

Part No.		s-620
Includes:	Qty	Description
699	1	1/4" Female Air Chuck
663	1	1/4" NPT x 1/4" ID Male Hose End
676	1	1/4" ID Hose Mender
	3	Hose Clamps for 5/8" OD Hose*

\* Not available separately

640 • 641 • 642




640  
641  
642  
642-1

#### Brass Hose Menders

Boxed Part No.	Bulk Part No.	Retail Part No.	Per Card	Product Specs Hose ID
640	640BK	s-640	2	1/4" x 1/4"
641		s-641	2	5/16" x 5/16"
642	642BK	s-642	2	3/8" x 3/8"
642-1				1/2" x 1/2"

643 • 646 • 647 • 648 • 649



643  
643-1  
643-3  
646  
646-1  
647  
647-1  
647-2  
648

#### Brass Fittings

Boxed Part No.	Bulk Part No.	Retail Part No.	Per Card	Hose ID	Product Specs	
					Thread Size	Type
643	643BK	s-643	2	Female Hex Coupling	1/4" NPT x 1/4" NPT	Standard
643-1		s-643-1	2	Female Hex Coupling	3/8" NPT x 1/4" NPT	Standard
643-3		s-643-3	2	Female Hex Coupling	3/8" NPT x 3/8" NPT	Standard
646	646BK	s-646	2	Male Hex Nipple	1/4" NPT x 1/4" NPT	Standard
646-1		s-646-1	2	Male Hex Nipple	1/4" NPT x 3/8" NPT	Standard
647		s-647	2	Male Hex Nipple	3/8" NPT x 3/8" NPT	Standard
647-1				Male Hex Nipple	3/8" NPT x 1/2" NPT	Standard
647-2				Male Hex Nipple	1/2" NPT x 1/2" NPT	Standard
		s-648	2	Male Hex Nipple	1/4" NPT x 1/4" NPS	Ball Socket
		s-649	2	Male Hex Nipple	1/4" NPS x 1/4" NPS	Ball Socket

650 • 651 • 652



650  
651  
651-1  
652  
652-1  
652-4  
652-8

#### Brass Reducer Bushings

Boxed Part No.	Bulk Part No.	Retail Part No.	Per Card	Hose ID	Product Specs	
					Thread Size	Type
650		s-650	2	1/4"	1/8"	Standard
651	651BK	s-651	2	3/8"	1/4"	Standard
651-1	651-1BK					Standard
652		s-652	2	1/2"	3/8"	Standard
652-1					1/4"	Standard
652-4				3/4"	3/8"	Standard
652-8		s-652-8	1		1/2"	Standard

**BRASS HOSE FITTINGS (cont)**

**653**



653  
653-2  
653-4

**Brass Adapters**

Boxed Part No.	Bulk Part No.	Retail Part No.	Per Card	Product Specs	
				NPT Female End	NPT Male End
653		s-653	2	1/4"	1/8"
653-2		s-653-2	2	3/8"	1/4"
653-4	653-4BK	s-653-4	2	1/2"	3/8"

**655 • 656**



655  
655-1



656  
656-1

**Solid Brass Female "Tees" & "Crosses"**

Boxed Part No.	Retail Part No.	Per Card	NPT	Product Specs
				Type
655	s-655	1	1/4"	"T" Openings
655-1	s-655-1	1	3/8"	
656	s-656	1	1/4"	"Cross" Openings
	s-656-1	1	3/8"	

**IN-LINE & AIR ACCESSORIES**

**637**



s-637

**In-Line Filter**

Compact effective way to protect air tools & equipment by eliminating impurities in compressed air system. Sintered bronze 40 micron filter removes rust, scale, dirt, with minimal pressure drop

Retail Part No.	Per Card	Product Specs		
		NPT	Length	SCFM
s-637	1	1/4"	1 3/4"	19

**638**



s-638



638-7

s-638-1

**In-Line Flow Control Valve**

- Use as shut-off valve for air and non-corrosive liquids
- SCFM: 5.0 @ 100 PSI
- Max pressure: 150 PSI
- Temperature range: 40°F to 250°F

Boxed Part No.	Retail Part No.	Per Card	Product Specs
			Description
	s-638	1	1/4" Female x 1/4" Male
	s-638-1	1	1/4" Female x 1/4" Male w/ Gage
638-7			0-160 PSI Gage - 1/8"-27 Male NPT

**639**



s-639

**In-Line Lubricator**

To lubricate pneumatic tools for full protection by accurately metering correct amount of oil

Retail Part No.	Per Card	Product Specs		
		Inlet NPT	Outlet NPT	Capacity
s-639	1	1/4" Male	1/4" Female	1/2 oz

BLO-GUNS  
100 SERIES

KITS & FAUCETS  
200/300 SERIES

TIRE HARDWARE  
400/1400 SERIES


INFLATOR GAGES  
500 SERIES

FITTINGS & HOSES  
600/1600 SERIES

BLO-GUNS  
100 SERIES

### IN-LINE & AIR ACCESSORIES (cont)

657



s-657  
s-657-1

s-657-2

s-657-3

#### Air Hose Swivel Connectors

Attach portable air tools to air hose. 360° swivel in two places prevents hose kinking, and keeps the hose out of the way. Female pipe threads connect to most hose fittings and adapters. Not for use with percussion tools

Retail Part No.	Per Card	NPT	Product Specs Feature
s-657	1	1/4"	
s-657-1	1	3/8"	
s-657-2	1	1/4"	with Flow Control
s-657-3	1		with Flow Control & Gage

KITS & FAUCETS  
200/300 SERIES

658 • 659



658  
658-1

659

#### Full Swivel Hose Ends

Full 360° swivel hose ends help eliminate kink and twisted air lines. Steel construction, black oxide finish

Boxed Part No.	Bulk Part No.	Retail Part No.	Per Card	NPT	Product Specs NPT or ID
658	658BK	s-658	1	1/4" Male End	Swivel Barb 1/4" ID
658-1	658-1BK	s-658-1	1	1/4" Male End	Swivel Barb 3/8" ID
659		s-659	1	1/4" Male End	1/4" NPT Female Swivel End

TIRE HARDWARE  
400/1400 SERIES

660



660

#### Brass Swivel "L" Adapter

Part No.	NPT	Type
660	1/4" NPT Male x 1/4" NPT Female	Swivel

INFLATOR GAGES  
500 SERIES

663 • 676



663

676

#### Zamak Alloy Hose End & Menders

Boxed Part No.	Retail Part No.	Per Card	Description	Product Specs Hose ID
663	s-663	2	End	1/4" ID x 1/4" NPT
	s-676	2	Mender	1/4" ID x 1/4" ID

680 • 681



s-680  
s-680-1  
s-680-2  
s-680-3  
681  
681-1

#### SWIVEL END SNUBBER HOSES

Absorbs shock to air couplers from impact tools and/or air hammers. Snubber hoses are fitted with a full 360° steel swivel fitting for greater flexibility and easier use

- Burst pressure: 800 lbs.
- Maximum working pressure: 200 PSI

Boxed Part No.	Retail Part No.	Per Card	Product Specs Hose ID	Length	360° Swivel Fitting NPT	Brass Fitting
	s-680	1	1/4"	30"	Male 1/4"	Female 1/4"
	s-680-1	1		5'		
	s-680-2	1		30"		
	s-680-3	1		5'		
681			1/2"	2'	Male 3/8" Non-Swivel	Male 3/8"
681-1					Male 1/2" Non-Swivel	Male 1/2"

FITTINGS & HOSES  
600/1600 SERIES

**IN-LINE & AIR ACCESSORIES (cont)**

**s-682**




s-682

**Portable Tank Conversion Kit**

Part No.	s-682
Qty	Description
1	Filler Valve
1	Pressure Gage
1	4' Hose Assembly
1	Manifold
1	Air Chuck

**683**



683-4  
683-5  
683-6

**Solid Brass Manifolds**

Boxed Part No.	Retail Part No.	Per Card	Product Specs	
			Inlet Female NPT	Three Outlets Female NPT
683-4	s-683-4	1	1/4"	1/4"
683-5	s-683-5	1	3/8"	
683-6				

**684**



684  
684-4

**Air Compressor Tank Valve**

- Maximum air pressure: 200 PSI
- Standard valve core and plastic cap
- Cap thread size: .305-32
- Overall length with cap: • 684 - 1"
- 684-4 - 1 1/2"

Boxed Part No.	Bulk Part No.	Retail Part No.	Per Card	Product Specs NPT
684	684BK	s-684	2	1/8"
684-4	684-4BK	s-684-4	2	1/4"

**685**



685-4  
685-6  
685-8

**Aluminum Manifolds**

Boxed Part No.	Retail Part No.	Per Card	Product Specs	
			Inlet Female NPT	Three Outlets Female NPT
685-4	s-685-4	1	1/4"	1/4"
685-6	s-685-6	1	3/8"	
	s-685-8	1	1/2"	

**IN-LINE COMBINATION ALUMINUM MANIFOLDS**

**686-3 • 686-4 • 686-5**



686-5

**In-Line Standard Manifolds**

- Made of black anodized aluminum, available in 3-, 4- and 5-port configurations
- Main ports on both ends and back of manifold
- 1/4" inlets
- Outlet port spacing: 1 1/8" on-center
- Flow-thru design and connectable, for air station set ups

Boxed Part No.	Bulk Part No.	INLETS Female NPT	OUTLETS		Overall Length
			# Outlets	Female NPT	
686-3	686-3BK	1/4"	3	1/4"	3.75"
686-4	686-4BK		4		4.95"
686-5	686-5BK		5		6.10"

**NEW**

**686-3HF • 686-4HF  
686-5HF**



686-4HF

**In-Line Hi-Flow Manifolds**

- Made of black anodized aluminum, available in 3-, 4- and 5-port configurations
- Main ports on both ends of manifold
- 1/2" inlets and mounting holes
- Outlet port spacing: 1 3/8" on-center
- Flow-thru design and connectable, for air station set ups

Boxed Part No.	Bulk Part No.	INLETS Female NPT	OUTLETS		Overall Length
			# Outlets	Female NPT	
686-3HF	686-3HFBK	1/2"	3	1/4"	4.75"
686-4HF	686-4HFBK		4		6.10"
686-5HF	686-5HFBK		5		7.50"

**NEW**

BLO-GUNS  
100 SERIES

KITS & FAUCETS  
200/300 SERIES

TIRE HARDWARE  
400/1400 SERIES

INFLATOR GAGES  
500 SERIES

FITTINGS & HOSES  
600/1600 SERIES

BLO-GUNS  
100 SERIES

690 • 691 • 692 • 693 • 694 • 695  
696 • 697 • 697-2 • 698 • 699



690 691 s-692 693



s-690-12



694 695 s-696



s-693-12



693-12CG 697 697-2 698 699

KITS & FAUCETS  
200/300 SERIES

TIRE HARDWARE  
400/1400 SERIES

INFLATOR GAGES  
500 SERIES

FITTINGS & HOSES  
600/1600 SERIES

### AIR CHUCKS

- #692 Safety Grip Chuck Clip will fit all standard single head air chucks
- #693/693-12 chuck designed for inner duals - both ends lock on valve core threads
- Designed and manufactured to exacting standards
- Maximum air pressure: 150 PSI
- All air chucks listed below are "closed" or "sealing" type chucks and are not for use on Milton® inflator gages

Boxed Part No.	Bulk Part No.	Retail Part No.	Per Card	Product Specs Description	Size
690	690BK	s-690	1	Dual Head Air Chuck w/ 5 1/4" Extension	1/4" FNPT
		s-690-12	1	12 1/4" Extended Reach Dual Head Air Chuck	
691	691BK	s-692	1	Straight Head Air Chuck	1/4" FNPT
		s-692	1	Safety Grip Chuck Clip	
693	693BK	s-693	1	Dual Head Straight Foot Air Chuck w/ 5 1/4" Extension	1/4" FNPT
		s-693-12	1	12 3/4" Extended Reach Dual Head Straight Foot Air Chuck	
		693-12CG	1	12" Dual Head Straight Foot Air Chuck w/ Cushion Grip	1/4" ID Hose Barb
694	694BK	s-695	1	Single Head Air Chuck w/ Grip Chuck Clip	
695	695BK	s-696	1	Single Head Air Chuck	1/4" FNPT
		s-696	1	Kwik-Grip Safety Air Chuck	1/4" FNPT
697		s-697	1	European Style Air Chuck w/ Grip Chuck Clip	1/4" ID Hose Barb
697-2		s-697-2	1		
698	698BK	s-698	1	Single Head Air Chuck w/ Grip Chuck Clip	1/4" FNPT
699	699BK	s-699	1	Single Head Air Chuck	

#### Chuck Replacement Parts

Part No.	Description
500-6	Replacement Dual Head & Straight Foot Head Chuck Washer
500-7	Replacement Single Head Chuck Washer

99681



s-99681  
s-99681-1  
s-99681-2  
s-99681-3  
s-99681-4  
s-99681-5  
s-99681-6  
s-99681-8  
s-99681-9  
s-99681-7

### VARIABLE ANGLE SWIVEL FITTINGS

Fittings rotate 360° at a 45° angle in any direction virtually eliminating hose twisting and kinking. Rubber dust cover

- Maximum working pressure: 145 PSI
- Temperature range: -37°F to 176°F

Retail Part No.	Per Card	Product Specs	
		NPT	Type
s-99681	1	1/4" Male	1/4" Male NPT
s-99681-1	1		1/4" Female NPT
s-99681-2	1		1/4" Hose Barb
s-99681-3	1	3/8" Male	1/4" ID Hose Barb
s-99681-4	1	1/4" Male	1/4" M-Style® Plug
s-99681-5	1	3/8" Male	
s-99681-6	1	1/4" Male	1/4" A-Style Plug
s-99681-7	1	1/4" Female	1/4" Female NPT
s-99681-8	1	1/4" Male	1/4" T-Style Plug
s-99681-9	1	1/4" Female	



**AIR HOSE & ACCESSORIES**

**MA1425OR • MA1450OR • MA3825OR  
MA3835OR • MA3850OR • MA38100OR**

**COBRAFLEX™ Premium Hybrid PVC Air Hose**

- Extreme all-weather flexibility
- Remains flexible from -40°F to 140°F (-40°C to 60°C)
- Lightweight yet durable
- Resists kinking - lays flat
- 1/4" solid brass hose ends
- Max working pressure: 300 PSI



MA3850OR

Retail Part No.	Product Specs		
	Hose ID	Length (ft)	Male NPT
MA1425OR	1/4"	25'	1/4"
MA1450OR		50'	
MA3825OR	3/8"	25'	
MA3835OR		35'	
MA3850OR		50'	
MA38100OR		100'	



**1627 • 1629**



**Push-On & Lock On Air Hose**

Made of strong, flexible Nitrile with spiral synthetic yarn reinforcement. Resists oil, gasoline, abrasion and ozone. Highly resistant to petroleum based hydraulic oils. No clamps or ferrules needed, just cut hose to desired length and push on fitting. Ideal for automotive paint shop, construction, manufacturing and petrochemical industries. Use with compressed air, water and petroleum based solvents. Fittings are not included with bulk push and lock hose

- Maximum working pressure: 250 PSI
- Burst pressure: 1000 PSI
- Working temperature: -20°F to 210°F (-29°C to 100°C)
- Color: black



- 1627-100
- 1627-250
- 1627-500BK
- 1629-100
- 1629-250
- 1629-500BK

Part No.	Hose ID	Hose OD	Length	Packaging
1627-100	1/4"	1/2"	100'	Dispensing Box
1627-250			250'	Handy Reel
1627-500BK			500'	
1629-100	3/8"	5/8"	100'	Dispensing Box
1629-250			250'	Handy Reel
1629-500BK			500'	

**1700 • 1702 • 1703 • 1704  
1705 • 1706 • 1740 • 1742**



- 1700
- 1702-4
- 1703-6
- 1704-6
- 1704-8
- 1705-4
- 1705-6
- 1706-4
- 1706-6
- 1707-6
- 1740-4
- 1742-6

**Push-On & Lock On Brass Hose Ends**

Boxed Part No.	Bulk Part No.	Retail Part No.	Per Card	Product Specs		
				Hose ID	NPT	Fitting
1700	1702-4BK			1/4"	1/4"	Male Hose End
1702-4				3/8"		
1703-6				1/2"	3/8"	
1704-6					1/2"	
1704-8	1/4"			1/4"	1/4"	Female Hose End
1705-4				3/8"		
1705-6				3/8"		
1706-4	s-1706-6		1	1/4"	1/4"	Full Swivel Male Hose End
1706-6				3/8"		
1740-4				1/4"		
1742-6				3/8"	3/8"	Mender

BLO-GUNS  
100 SERIES

KITS & FAUCETS  
200/300 SERIES

TIRE HARDWARE  
400/1400 SERIES

INFLATOR GAGES  
500 SERIES

FITTINGS & HOSES  
600/1600 SERIES

BLO-GUNS  
100 SERIES

KITS & FAUCETS  
200/300 SERIES

TIRE HARDWARE  
400/1400 SERIES

INFLATOR GAGES  
500 SERIES

FITTINGS & HOSES  
600/1600 SERIES

### AIR HOSE & ACCESSORIES (cont)

#### 1623 • 1624



1623-10  
1624-10



1623-11  
1624-11

### Replacement Air Hose Ends & Restrictors

- Burst pressure: 800 lbs.
- Maximum working pressure: 200 PSI

Part No.	Description
1623-10	Male Hose End 1/4" ID x 1/4" MNPT
1623-11	Bend Restrictor for 1/4" OD Hose
1624-10	Male Hose End 3/8" ID x 1/4" MNPT
1624-11	Bend Restrictor for 3/8" OD Hose

#### 1628 • 1630 • 1631 • 1632 1633 • 1634 • 1635 • 1636



1628-1  
1630  
1631  
1632  
1633  
1634  
1635  
1636

### EPDM Rubber Air Hose

Deluxe heavy duty EPDM rubber is designed for tough service station and shop applications. Kink resistant and flexible in extreme temperatures, resists abrasion, weathering and ozone. Assembled with brass fittings, bulk hose comes without fittings in either a dispensing box or handy reel. Individually boxed. Limited oil resistance

- Maximum working pressure: 250 PSI
- Burst pressure: 1000 PSI
- Working temperature: -40°F to 190°F (-38°C to 87°C)
- Material: EPDM rubber tube & cover, spiral synthetic yarn reinforcement
- Color: red

Part No.	Hose ID	Length	Assemblies
			Fittings, NPT
1628-1	5/16"	50'	Male 1/4" x Female 1/4" Swivel Barb NPS
1630	1/4"	25'	Male 1/4" Both Ends
1631		50'	
1632		25'	
1633	3/8"	50'	Male 3/8" Both Ends
1634		25'	
1635		50'	
1636	1/2"	25'	Male 1/2" Both Ends
1636-1		50'	

#### 1630 • 1632 • 1636



1630-500BK

Part No.	Bulk (No Fittings)			Packaging	
	Hose ID	Hose OD	Length		
1630-100	1/4"	5/8"	100'	Box	
1630-250			250'		
1630-500BK			500'		Reel
1632-100	3/8"	23/32"	100'	Box	
1632-200			250'		
1632-500BK			500'		Reel
1636-150	1/2"	7/8"	150'		
1636-500BK			500'		

**AIR HOSE & ACCESSORIES (cont)**

**1642 • 1643  
1644 • 1645**



1642  
1643  
1644  
1645

**PVC Air Hose**

Lighter in weight than standard air hose. Use with compressed air, water and/or mild chemicals. Resistant to oil, gasoline, abrasion and ozone. Assembled with brass fittings


- Maximum working pressure: 250 PSI
- Working temperature: -10°F to 158°F (-23°C to 70°C)
- Material: thermoplastic PVC blue cover, PVC tube
- Spiral synthetic yarn reinforcement
- Color: blue

Part No.	Hose ID	Assemblies	
		Length	Fittings, NPT
1642	3/8"	25'	Male 1/4" Both Ends
1642-500BK		500'	Bulk Hose, No Fittings
1643		50'	Male 1/4" Both Ends
1644		25'	Male 3/8" Both Ends
1645		50'	

**1626**



1626



1626-1

**Hose Female Crimping Tool & Die**

This tool makes professional quality hose assembly fast and easy. Crimps ferrules on hose ranging from 1/4" single braid to 3/8" two braid hose. Made of high strength ductile iron casting has 5 hardened steel ribbed dies ready for instant use. Can be bench-mounted or used as a portable tool at the job site

Part No.	Description
1626	Ferrule Crimping Tool
1626-1	7/16" Hose Ferrule Crimping Die

Crimping Tool - Die Sizing Reference		
DIE #	Die ID	Standard Hose
1626 (Die #1)	.630	1/4" or 5/16" ID x 5/8" OD DB
1626 (Die #2)	.580	Undersize 5/8" OD DB
1626 (Die #3)	.530	Undersize 9/16" or oversize 1/2" OD
1626 (Die #4)	.480	1/4" ID x 1/2" OD DB
1626 (Die #5)	.680	3/8" ID x 22/32" OD DB
1626-1	.438	Side 1 - 3/16" ID x 7/16" OD DB
	.813	Side 2 - 1/2" ID x 7/8" OD DB

**1654**



1654-2  
1654-3  
1654-4  
1654-5  
1654-6  
1654-7  
1654-8  
1654-9  
1654-12

**Brass Hose Ferrules**

Boxed Part No.	Bulk Part No.	Product Specs	
		Fits Hose OD	Size
1654-2	1654-2BK	1/2"	1" x .525" ID
1654-3	1654-3BK	9/16"	1" x .562" ID
1654-4	1654-4BK	19/32"	1" x .593" ID
1654-5	1654-5BK	5/8"	1" x .625" ID
1654-6	1654-6BK	21/32"	1" x .656" ID
1654-7	1654-7BK	11/16"	1" x .687" ID
1654-8	1654-8BK	23/32"	1" x .718" ID
1654-9	1654-9BK	3/4"	1" x .750" ID
1654-12	1654-12BK	7/8"	1" x .900" ID

BLO-GUNS  
100 SERIES

KITS & FAUCETS  
200/300 SERIES

TIRE HARDWARE  
400/1400 SERIES

INFLATOR GAGES  
500 SERIES

FITTINGS & HOSES  
600/1600 SERIES

BLO-GUNS  
100 SERIES

KITS & FAUCETS  
200/300 SERIES

TIRE HARDWARE  
400/1400 SERIES

INFLATOR GAGES  
500 SERIES

FITTINGS & HOSES  
600/1600 SERIES

### AIR HOSE & ACCESSORIES (cont)

1667 • 1669 • 1670  
1674 • 1675



1667  
1669  
1669-100  
1670  
1674  
1674-4  
1675  
1675-4

#### Nylon Re-Koil Air Hose

Assembled with re-usable, full flow male NPT swivel fittings on both ends to avoid twisting and kinking. Individual display bag packaged. Resists abrasions


- Maximum working pressure: 200 PSI @ 70°F
- Working temperature: -40°F to 180°F (-38°C to 82°C)
- Material: nylon
- Color: yellow

Part No.	Hose ID	Length	Swivel Male
1667	1/4"	12'	1/4"
1669		25'	
1669-100		100'	
1670		50'	1/4"
1674	3/8"	25'	3/8"
1674-4			1/4"
1675		50'	3/8"
1675-4			1/4"

#### Replacement fittings for nylon re-coil hose

Part No.	ID	NPT	Type
1669-1	1/4" Male	1/4"	Swivel Hose End
1675-1	3/8" Male	3/8"	
1675-5		1/4"	

1671 • 1672 • 1673



1671-10  
1671-20  
1671-30  
1672-20  
1672-30  
1673-20

#### Polyurethane Re-Koil Air Hose

Most flexible of all re-coil hoses has excellent shape retention. Resists abrasions, corrosive materials, oil & grease. Light & flexible completely assembled with 18" straight hose whip with swivel fittings on both ends. Individual display bag package

- Maximum working pressure: 125 PSI @ 70°F
- Working temperature: -50°F to 180°F (-46°C to 82°C)
- Material: polyurethane
- Color: yellow

Part No.	Hose ID	Length	Swivel Male NPT
1671-10	1/4"	10'	1/4"
1671-20		20'	
1671-30		30'	
1672-20	3/8"	20'	3/8"
1672-30		30'	
1673-20		20'	

# AIR COUPLERS & PLUGS

# 700/1700/1800 SERIES

## COUPLER/PLUG STYLES

- Milton® offers 11 different automotive & industrial styles
- Most styles are not interchangeable. However, couplers & plugs within the same style, from most manufacturers, will work together
- Milton®'s "Match-Up System" ensures that all couplers and plugs with the same letter code can be used together regardless of thread size
- Milton®'s 3-way couplers (page 56) simplify the process by working with A, M® & T style plugs
- Couplers & plugs are not DOT certified



AIR COUPLERS & PLUGS  
700/1700/1800 SERIES

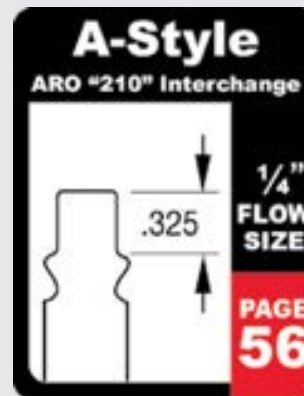
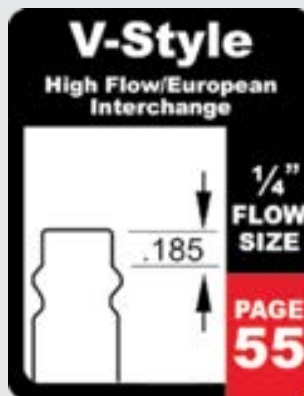
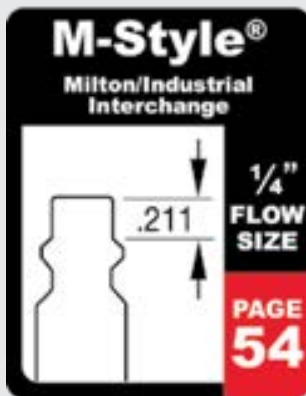
DRIVEWAY SIGNALS  
800 SERIES

PRESSURE GAGES  
900 SERIES

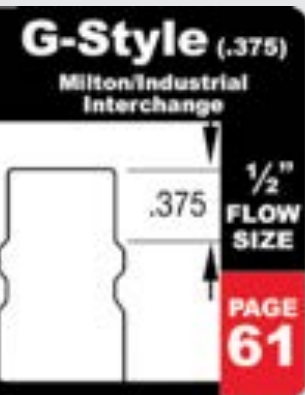
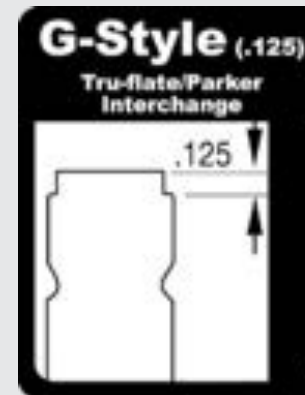
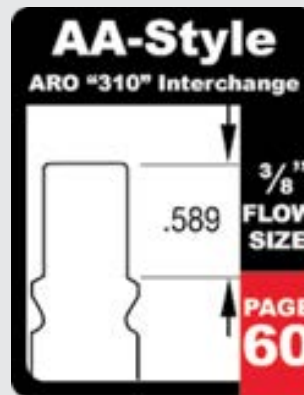
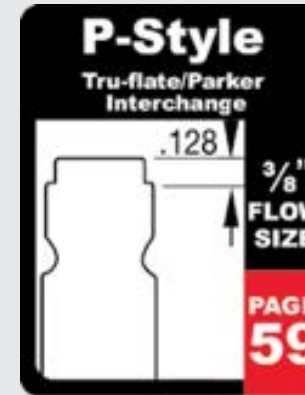
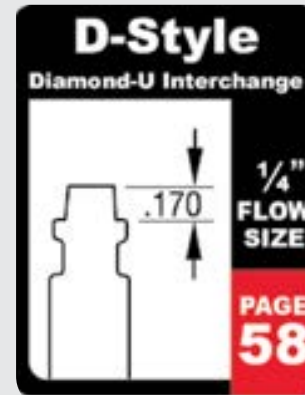

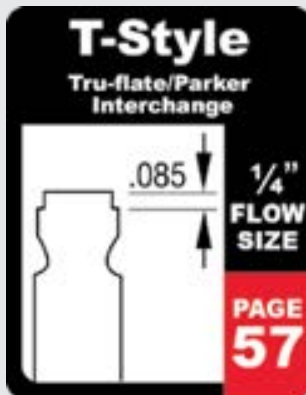
F-R-LS  
1000/1100 SERIES

TEST EQUIPMENT  
1200 SERIES

## MILTON® PLUG IDENTIFIER

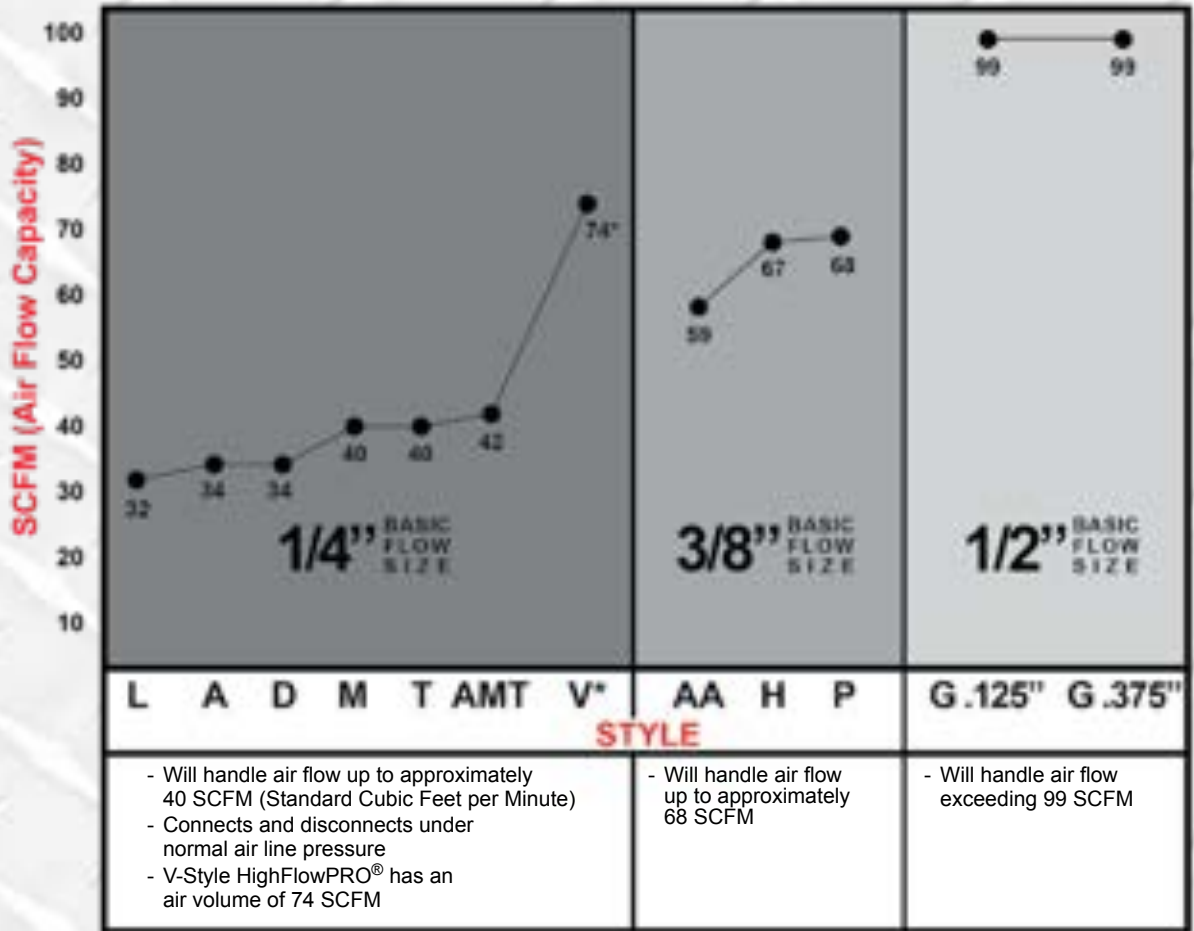


NOTE: PLUG PROFILES  
ARE ACTUAL SIZE



### AIR HANDLING CAPACITY

- Basic Flow Size defines the air flow capacity
- Please do not confuse Basic Flow Size with Thread Size
- Thread Size is not directly related to air flow capacity in any way



- Will handle air flow up to approximately 40 SCFM (Standard Cubic Feet per Minute)
- Connects and disconnects under normal air line pressure
- V-Style HighFlowPRO® has an air volume of 74 SCFM

- Will handle air flow up to approximately 68 SCFM

- Will handle air flow exceeding 99 SCFM

\*Low Pressure, High Volume

### DEFINITION OF TERMS

#### DRAG GUARD



Protects couplers from accidental disconnection

#### PUSH-TYPE



Eliminates need to retract coupler sleeve to connect. Convenient and time saving option

#### PUSH-ON & LOCK

Push cut hose onto hose barb. Locks hose in place. Only for use with Push-On & Lock-On hose on Page 47

#### RE-CAP

Recap plugs screw directly onto tire valves to allow for direct coupler connection and faster pressurization

**PROFESSIONAL PUSH BUTTON SAFETY COUPLERS**

- One-push button design - prevents accidental hose release
- Color-coded design to differentiate style
- Rugged PVC body for durability
- Ergonomic exterior provides comfortable feel



**COMING Q2-2021**

**715SFTY • 716SFTY  
718SFTY • 719SFTY**

**M-Style® Safety Couplers**

Boxed Part No.	Retail Part No.	Per Card	NPT (in)	Product Specs Connection	Feature
715SFTY	s-715SFTY	1	1/4"	Female	Push Button Release
716SFTY	s-716SFTY	1		Male	
718SFTY	s-718SFTY	1	3/8"	Female	
719SFTY	s-719SFTY	1		Male	

**764SFTY • 765SFTY  
766SFTY • 767SFTY**

**V-Style Safety Couplers**

Boxed Part No.	Retail Part No.	Per Card	NPT (in)	Product Specs Connection	Feature
764SFTY	s-764SFTY	1	1/4"	Female	Push Button Release
765SFTY	s-765SFTY	1		Male	
766SFTY	s-766SFTY	1	3/8"	Female	
767SFTY	s-767SFTY	1		Male	

**775SFTY • 776SFTY**

**A-Style Safety Couplers**

Boxed Part No.	Retail Part No.	Per Card	NPT (in)	Product Specs Connection	Feature
775SFTY	s-775SFTY	1	1/4"	Female	Push Button Release
776SFTY	s-776SFTY	1		Male	

**785SFTY • 786SFTY**

**T-Style Safety Couplers**

Boxed Part No.	Retail Part No.	Per Card	NPT (in)	Product Specs Connection	Feature
785SFTY	s-785SFTY	1	1/4"	Female	Push Button Release
786SFTY	s-786SFTY	1		Male	

**1803SFTY • 1804SFTY  
1805SFTY • 1806SFTY**

**P-Style Safety Couplers**

Boxed Part No.	Retail Part No.	Per Card	NPT (in)	Product Specs Connection	Feature
1803SFTY	s-1803SFTY	1	1/4"	Female	Push Button Release
1804SFTY	s-1804SFTY	1		Male	
1805SFTY	s-1805SFTY	1	3/8"	Female	
1806SFTY	s-1806SFTY	1		Male	

**1833SFTY • 1834SFTY  
1835SFTY • 1836SFTY**

**H-Style Safety Couplers**

Boxed Part No.	Retail Part No.	Per Card	NPT (in)	Product Specs Connection	Feature
1833SFTY	s-1833SFTY	1	1/4"	Female	Push Button Release
1834SFTY	s-1834SFTY	1		Male	
1835SFTY	s-1835SFTY	1	3/8"	Female	
1836SFTY	s-1836SFTY	1		Male	

**1815SFTY • 1816SFTY**

**G-Style Safety Couplers**

Boxed Part No.	Retail Part No.	Per Card	NPT (in)	Product Specs Connection	Feature
1815SFTY	s-1815SFTY	1	1/2"	Female	Push Button Release
1816SFTY	s-1816SFTY	1		Male	

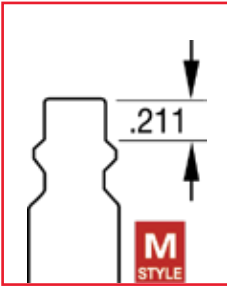
AIR COUPLERS & PLUGS  
700/1700/1800 SERIES

DRIVEWAY SIGNALS  
800 SERIES

PRESSURE GAGES  
900 SERIES

F-R-LS  
1000/1100 SERIES

TEST EQUIPMENT  
1200 SERIES



**M-STYLE® INDUSTRIAL INTERCHANGE**

Milton® M-Style® KWIK-CHANGE® couplers and plugs will interchange with all manufacturers who comply with the dimensional requirements of military specification MIL-C-4109, AA-59439 and ISO 6150 B

- 1/4" basic flow size
- M-Style® couplers are solid brass
- 3 ball bearing connection
- M-Style® plugs are case hardened steel, plated to resist rust
- Maximum inlet pressure: 300 PSI
- Maximum temperature: 250°F
- Air flow: 40 SCFM
- Seals: Buna-N

**707 • 713 • 714 • 715 • 716 • 717  
718 • 719 • 755 • 756 • 1717**

**M-Style® Couplers**

**M-STYLE® SAFETY COUPLERS  
AVAILABLE ON PGS. 53 & 63**




Boxed Part No.	Bulk Part No.	Retail Part No.	Per Card	Product Specs				
				NPT (in)	Connection	Body	Sleeve	Feature
707				1/8"	Female	Solid Brass	Brass	
715	715BK	s-715®	1	1/4"	Female			
716	716BK	s-716®	1		Male			
718	718BK	s-718	1		Female			
719	719BK	s-719	1		Male			
755	755BK	s-755	1		Female			
756	756BK	s-756	1		Male			
713	713BK				Female			
714	714BK				Male			
717	717BK				1/4" ID Hose Barb			
717-6	717-6BK				3/8" ID Hose Barb			
1717-4	1717-4BK			1/4" ID Push-on & Lock Hose Barb				
1717-6	1717-6BK			3/8" ID Push-on & Lock Hose Barb				

Boxed Part No.	Description
768	Milton® Synthetic Replacement Washers*

\*(Fits all M-Style® Couplers except ColorFit® Couplers)

**726 • 727 • 728 • 729 • 731  
732 • 733 • 736 • 1736**

**M-Style® Plugs**



Boxed Part No.	Bulk Part No.	Retail Part No.	Per Card	Product Specs			Feature
				NPT (in)	Connection	Material	
726				1/8"	Male	Case Hardened Steel	
729	729BK			1/4"	Female		
727	727BK	s-727®	2		Male		
		s-727-5	5				Pkg of 5
728	728BK	s-728®	2	305-32 Size	Female		
731	731BK	s-731	2		Female		Recap
732	732BK	s-732	2	3/8"	Female		
733	733BK	s-733	2		Male		
736	736BK			1/4" ID Hose Barb			
736-6	736-6BK			3/8" ID Hose Barb			
1736-4	1736-4BK			1/4" ID Push-on & Lock Hose Barb		Push-on & Lock	
1736-6	1736-6BK			3/8" ID Push-on & Lock Hose Barb			

**711 • s-210 • s-211®  
s-212 • s-715-4 • s-312MKIT**

**MORE M-STYLE® COUPLER/  
PLUG KITS ON PGS. 16 THRU 22**

**M-Style® 1/4" Coupler/Plug Kits**



Kit Part No.	Kit includes (qty):			
	#715	#716	#727	#728
711	10		10	
s-711®	1		1	
s-210	2		8	2
s-210-14	4		8	2
s-211®	1		3	1
s-212	1		3	3
s-715-4	4			
s-312MKIT	1	1	6	4



WARNING: FOR USE WITH COMPRESSED SHOP AIR ONLY. NOT FOR BREATHABLE AIR USE

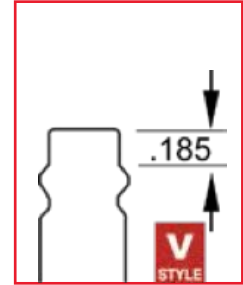


**HIGHFLOWPRO® UP TO 75% MORE FLOW**

**V-STYLE HIGH FLOW INTERCHANGE**

V-Style specifically designed for high volume and HVLP (High Volume Low Pressure) applications

- Provides up to 75% MORE FLOW than standard couplers
- V-Style couplers are push-type for quicker connection
- 6 ball bearing connection
- Maximum inlet pressure: 300 PSI
- 1/4" basic flow size
- Maximum temperature: 250°F
- Air flow: 74 SCFM
- Seals: Buna-N



AIR COUPLERS & PLUGS  
700/1700/1800 SERIES

**764 • 765 • 766 • 767**



**V-Style HIGHFLOWPRO® Hi-Flow Couplers**

Boxed Part No.	Bulk Part No.	Retail Part No.	Per Card	NPT (in)	Connection	Product Specs		
						Body	Sleeve	Feature
764		s-764	1	1/4"	Female	Brass	Brass	Push-Type
765		s-765	1		Male			
766		s-766	1	3/8"	Female			
767		s-767	1		Male			

**NOTE:** V-Style couplers will accept M-Style® and A-Style plugs, however to retain maximum flow use V-Style plugs

DRIVEWAY SIGNALS  
800 SERIES

**760 • 761 • 762 • 763**



**V-Style HIGHFLOWPRO® Hi-Flow Plugs - Brass**

Boxed Part No.	Retail Part No.	Per Card	NPT (in)	Product Specs	
				Connection	Material
760	s-760	2	1/4"	Male	Solid Brass
761	s-761	2		Female	
762	s-762	2	3/8"	Male	
763	s-763	2		Female	

**NOTE:** The use of brass plugs with air tools will cause damage and premature wear on the couplers and plugs

PRESSURE GAGES  
900 SERIES

**760-1 • 761-1 • 762-1 • 763-1**



**V-Style HIGHFLOWPRO® Hi-Flow Plugs - Steel**

Boxed Part No.	Retail Part No.	Per Card	NPT (in)	Product Specs	
				Connection	Material
760-1	s-760-1	2	1/4"	Male	Case Hardened Steel
761-1	s-761-1	2		Female	
762-1	s-762-1	2	3/8"	Male	
763-1	s-763-1	2		Female	

**NOTE:** Steel plugs are highly recommended for use with any type of percussion tool such as impact tools, grinders, polishers, drills, etc.

F-R-Ls  
1000/1100 SERIES

**s-216**



**2-pc V-Style HIGHFLOWPRO® Hi-Flow 1/4" Coupler/Plug Kit**

Part No.	s-216
Qty	Description
1	#760-1 Male Hi-Flow Steel Plug
1	#764 Female Hi-Flow Brass Coupler

- Max inlet pressure: 300 PSI
- Air flow: 74 SCFM

**s-217**



**6-pc V-Style HIGHFLOWPRO® Hi-Flow 1/4" Coupler/Plug Kit**

Part No.	s-217
Qty	Description
2	#760-1 Male Hi-Flow Steel Plugs
2	#761-1 Female Hi-Flow Steel Plugs
2	#764 Female Hi-Flow Brass Couplers

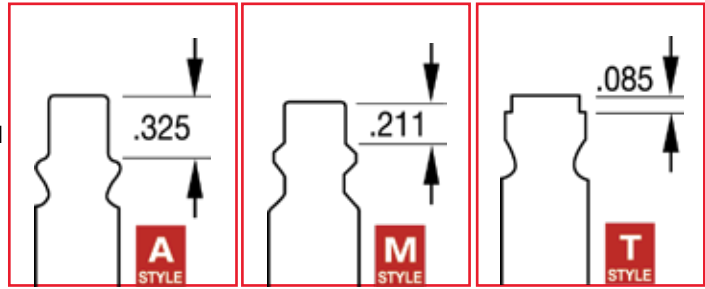
- Max inlet pressure: 300 PSI
- Air flow: 74 SCFM

TEST EQUIPMENT  
1200 SERIES

WARNING: FOR USE WITH COMPRESSED SHOP AIR ONLY. NOT FOR BREATHABLE AIR USE

**A-M®-T STYLE 3 WAY COUPLERS**

- 1/4" basic flow size
- A-M®-T Style are push type with Drag Guard
- 3 ball bearing connection
- Heavy duty brass - rust resistant
- Accepts the 3 most popular 1/4" basic style plugs sold
  - Milton® or industrial style plugs (M-Style®)
  - Aro 210-style plugs (A-Style)
  - Tru-Flate/Parker automotive style plugs (T-Style)
- Air Flow: 42 SCFM



**745 • 746**

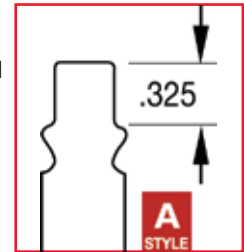


Boxed Part No.	Bulk Part No.	Retail Part No.	Per Card	NPT (in)	Connection	Product Specs		Features	
745	745BK	s-745	1	1/4"	Female	Heavy Duty Brass	Heavy Duty Brass	Push-Type	Drag Guard
746	746BK	s-746	1		Male				

**A-STYLE ARO "210" INTERCHANGE**

- 1/4" basic flow size
- A-Style couplers are push type for quicker connection
- 2 locking rod connection
- A-Style couplers are steel, plated to resist rust
- A-Style plugs are case hardened steel, plated to resist rust

- Maximum inlet pressure: 300 PSI
- Maximum temperature: 250°F
- Air flow: 34 SCFM
- Seals: Buna-N



**775 • 776**

**A-Style Couplers**



Boxed Part No.	Bulk Part No.	Retail Part No.	Per Card	NPT (in)	Connection	Body	Sleeve	Feature
775	775BK	s-775	1	1/4"	Female	Case Hardened Plated Steel	Case Hardened Plated Steel	Push-Type
776	776BK	s-776	1		Male			
776-4					1/4" ID Hose Barb			
776-6					3/8" ID Hose Barb			

**A-STYLE SAFETY COUPLERS  
AVAILABLE ON PGS. 53 & 63**

**777 • 778 • 1777**

**A-Style Plugs**



Boxed Part No.	Bulk Part No.	Retail Part No.	Per Card	NPT (in)	Connection	Feature
777	777BK	s-777	2	1/4"	Male	Case Hardened Plated Steel
778	778BK	s-778	2		Female	
777-4	777-4BK				1/4" ID Hose Barb	
777-6					3/8" ID Hose Barb	
1777-6					3/8" ID Push-on & Lock Hose Barb	

**s-772 • s-213 • s-775-4**

**A-Style 1/4" Coupler/Plug Kits**



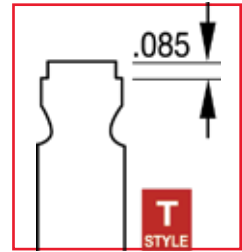
Kit Part No.	Kit includes (qty):		
	#775	#777	#778
s-213	1	3	1
s-772	1	1	
s-775-4	4		




**WARNING: FOR USE WITH COMPRESSED SHOP AIR ONLY. NOT FOR BREATHABLE AIR USE**

**T-STYLE TRU-FLATE/PARKER INTERCHANGE**

- 1/4" basic flow size
- T-Style coupler bodies are solid brass
- 3 ball bearing connection
- T-Style plugs are case hardened steel, plated to resist rust
- Maximum inlet pressure: 300 PSI
- Maximum temperature: 250°F
- Air flow: 40 SCFM
- Seals: Buna-N




**785 • 786 • 787  
788 • 789 • 1786**



785  
788

786  
789

787



786-4  
786-6

1786-4  
1786-6

**T-Style Couplers**

Boxed Part No.	Bulk Part No.	Retail Part No.	Per Card	Product Specs			
				NPT (in)	Connection	Body	Sleeve
785	785BK	s-785	1	1/4"	Female	Solid Brass	Oversized Sleeve Ring
786	786BK	s-786	1		Male		
787	787BK			3/8"	Female		
788					Male		
789				1/4"	1/4" ID Hose Barb		
786-4					3/8" ID Hose Barb		
1786-4				1/4" ID Push-on & Lock Hose Barb			
1786-6				3/8" ID Push-on & Lock Hose Barb			

Boxed Part No.	Description
768	Milton® Synthetic Replacement Washers*

\*(Fits all T-Style Couplers except ColorFit® Couplers)

**T-STYLE SAFETY COUPLERS  
AVAILABLE ON PGS. 53 & 63**

**779 • 783 • 784 • 1783-6**



779

783

784

1783-6

**T-Style Plugs**

Boxed Part No.	Bulk Part No.	Retail Part No.	Per Card	NPT (in)	Product Specs	
					Connection	Material
783	783BK	s-783	2	1/4"	Male	Case Hardened Plated Steel
784	784BK	s-784	2		Female	
779				.305-32 Size		
1783-6					3/8" ID Push-on & Lock Hose Barb	

**s-215 • s-782**



s-215

**T-Style 1/4" Coupler/Plug Kits**

Kit Part No.	Kit includes (qty):		
	#785	#783	#784
s-215	1	3	1
s-782	1	1	



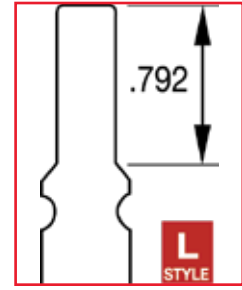
s-782

**WARNING: FOR USE WITH COMPRESSED SHOP AIR ONLY. NOT FOR BREATHABLE AIR USE**

**L-STYLE LINCOLN INTERCHANGE**

- 1/4" basic flow size
- L-Style couplers are push type for quicker connection
- 3 ball bearing connection
- L-Style couplers are steel, plated to resist rust
- L-Style plugs are case hardened steel, plated to resist rust

- Maximum inlet pressure: 300 PSI
- Maximum temperature: 250°F
- Air flow: 32 SCFM
- Seals: Buna-N



**790 • 794**



**L-Style Couplers**

Boxed Part No.	Bulk Part No.	Retail Part No.	Per Card	NPT (in)	Product Specs		
					Connection	Body	Sleeve Release
790	790BK	s-790	1	1/4"	Female	Plated Steel	Push-Type
794		s-794	1		Male		

**791 • 792**



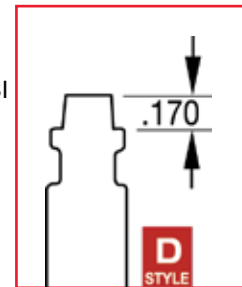
**L-Style Plugs**

Boxed Part No.	Bulk Part No.	Retail Part No.	Per Card	NPT (in)	Product Specs	
					Connection	Material
791	791BK	s-791	2	1/4"	Male	Case Hardened Plated Steel
792	792BK	s-792	2		Female	

**D-STYLE DIAMOND-U INTERCHANGE**

- 1/4" basic flow size
- D-Style couplers are steel, plated to resist rust
- 3 ball bearing connection
- D-Style plugs are case hardened steel, plated to resist rust

- Maximum inlet pressure: 300 PSI
- Maximum temperature: 250°F
- Air flow: 34 SCFM
- Seals: Buna-N



**795 • 796**



**D-Style Couplers**

Boxed Part No.	NPT (in)	Product Specs	
		Connection	Body
795	1/4"	Female	Plated Steel
796		Male	

**797 • 798**



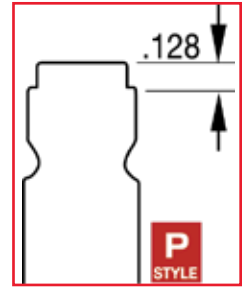
**D-Style Plugs**

Boxed Part No.	NPT (in)	Product Specs	
		Connection	Body
797	1/4"	Male	Case Hardened Plated Steel
798		Female	

**WARNING: FOR USE WITH COMPRESSED SHOP AIR ONLY. NOT FOR BREATHABLE AIR USE**


**P-STYLE TRU-FLATE/PARKER INTERCHANGE**

- 3/8" basic flow size
- P-Style couplers are heavy duty steel
- 8 ball bearing connection
- P-Style plugs are case hardened steel, plated to resist rust
- Also known as "3/8 flow T-Style"
- Maximum inlet pressure: 300 PSI
- Maximum temperature: 250°F
- Air flow: 68 SCFM
- Seals: Buna-N



AIR COUPLERS & PLUGS  
700/1700/1800 SERIES

**1746 • 1803 • 1804  
1805 • 1806**




**P-Style Couplers**

Boxed Part No.	Bulk Part No.	Retail Part No.	Per Card	NPT (in)	Product Specs		
					Connection	Body	Sleeve
1803	1803BK	s-1803	1	1/4"	Female	Heavy Duty Plated Steel	Heavy Duty Steel
1804	1804BK	s-1804	1		Male		
1805	1805BK	s-1805	1	3/8"	Female		
1806	1806BK	s-1806	1		Male		
1806-6	1806-6BK				3/8" ID Hose Barb		
1746-6	1746-6BK				3/8" ID Push-on & Lock Hose Barb		

**P-STYLE SAFETY COUPLERS  
AVAILABLE ON PG. 53**

DRIVEWAY SIGNALS  
800 SERIES

**1747-6 • 1807 • 1808  
1809 • 1810**



**P-Style Plugs**

Boxed Part No.	Bulk Part No.	Retail Part No.	Per Card	NPT (in)	Product Specs Connection	Material
1809	1809BK	s-1809	2	1/4"	Male	Case Hardened Plated Steel
1810	1810BK	s-1810	2		Female	
1807	1807BK	s-1807	2	3/8"	Male	
1808	1808BK	s-1808	2		Female	
1807-6					3/8" ID Hose Barb	
1747-6	1747-6BK				3/8" ID Push-on & Lock Hose Barb	

**SEE PAGE 47 FOR  
PUSH-ON & LOCK HOSE**

PRESSURE GAGES  
900 SERIES

**s-1802**



**P-Style 3/8" Coupler Kit**

Kit Part No.	Kit includes (qty):	
	#1803	#1809
s-1802	1	1

F-R-LS  
1000/1100 SERIES

TEST EQUIPMENT  
1200 SERIES

**WARNING: FOR USE WITH COMPRESSED SHOP AIR ONLY. NOT FOR BREATHABLE AIR USE**

AIR COUPLERS & PLUGS  
700/1700/1800 SERIES

DRIVEWAY SIGNALS  
800 SERIES

PRESSURE GAGES  
900 SERIES

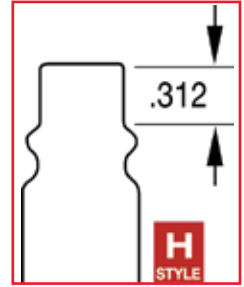
F-R-Ls  
1000/1100 SERIES

TEST EQUIPMENT  
1200 SERIES

**H-STYLE INDUSTRIAL INTERCHANGE**

- 3/8" basic flow size
- H-Style couplers are steel plated to resist rust
- 6 ball bearing connection
- H-Style plugs are case hardened steel, plated to resist rust
- Also known as "3/8" flow M-Style®

- Maximum inlet pressure: 300 PSI
- Maximum temperature: 250°F
- Air flow: 67 SCFM
- Seals: Buna-N



**1796 • 1833 • 1834  
1835 • 1836**




**H-Style Couplers**

Boxed Part No.	Bulk Part No.	Retail Part No.	Per Card	NPT (in)	Product Specs	
					Connection	Body
1833	1833BK	s-1833	1	1/4"	Female	Plated Steel
1834	1834BK	s-1834	1		Male	
1835	1835BK	s-1835	1	3/8"	Female	
1836	1836BK	s-1836	1		Male	
1836-6					3/8" ID Hose Barb	
1796-6	1796-6BK				3/8" ID Push-on & Lock Hose Barb	

**H-STYLE SAFETY COUPLERS AVAILABLE ON PG. 53**

**1797 • 1837 • 1838  
1839 • 1840**



**H-Style Plugs**

Boxed Part No.	Bulk Part No.	Retail Part No.	Per Card	NPT (in)	Product Specs	
					Connection	Material
1839	1839BK	s-1839	2	1/4"	Male	Case Hardened Plated Steel
1840	1840BK	s-1840	2		Female	
1837	1837BK	s-1837	2	3/8"	Male	
1838	1838BK	s-1838	2		Female	
1837-6	1837-6BK				3/8" ID Hose Barb	
1797-6					3/8" ID Push-on & Lock Hose Barb	

**SEE PAGE 47 FOR PUSH-ON & LOCK HOSE**

**s-223 • s-1835-4**



**H-Style 3/8" Coupler/Plug Kits**

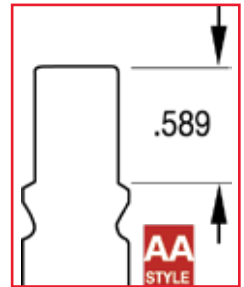
Kit Part No.	Kit includes (qty):				
	#1835	#1836	#1837	#1838	#652-4
s-223	1	1	1	1	1
s-1835-4	4				



**AA-STYLE ARO "310" INTERCHANGE**

- 3/8" basic flow size
- AA-Style couplers are push type
- AA-Style coupler bodies are heavy duty steel
- AA-Style plugs are case hardened steel, plated to resist rust

- Maximum inlet pressure: 300 PSI
- Maximum temperature: 250°F
- Air flow: 59 SCFM
- Seals: Buna-N



**1875**



**AA-Style Couplers**

Boxed Part No.	NPT (in)	Product Specs		
		Connection	Body	Feature
1875	3/8"	Female	Heavy Duty Steel	Push Type

**1877 • 1878**



**AA-Style Plugs**

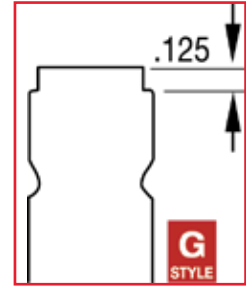
Boxed Part No.	NPT (in)	Product Specs	
		Connection	Body
1877	3/8"	Male	Case Hardened Plated Steel
1878		Female	

**WARNING: FOR USE WITH COMPRESSED SHOP AIR ONLY. NOT FOR BREATHABLE AIR USE**


**G-STYLE TRU-FLATE/PARKER INTERCHANGE**

There are two distinct G-Style plug profiles. Although different, both styles fully connect with all G-Style couplers

- 1/2" basic flow size
- G-Style couplers are steel, plated to resist rust
- 8 ball bearing connection
- G-Style plugs are case hardened steel, plated to resist rust
- Also known as "1/2" flow T-Style"
- Maximum inlet pressure: 300 PSI
- Maximum temperature: 250°F
- Air flow: 99 SCFM
- Seals: Buna-N



**1813 • 1814 • 1815 • 1816**



**G-Style Couplers**

Boxed Part No.	Bulk Part No.	Retail Part No.	Per Card	NPT (in)	Product Specs	
					Connection	Body
1813				3/8"	Female	Plated Steel
1814			Male			
1815	1815BK	s-1815	1	1/2"	Female	
1816	1816BK	s-1816	1		Male	

**G-STYLE SAFETY COUPLERS  
AVAILABLE ON PG. 53**

**1817 • 1818 • 1819 • 1820**

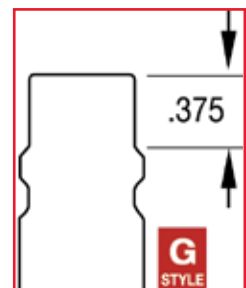


**G-Style Plugs**

Boxed Part No.	Bulk Part No.	Retail Part No.	Per Card	NPT (in)	Product Specs	
					Connection	Material
1817	1817BK	s-1817	1	1/2"	Male	Zinc Chromate Coated Steel
1818	1818BK	s-1818	1		Female	
1819	1819BK			3/8"	Male	
1820					Female	

**G-STYLE INDUSTRIAL INTERCHANGE**

- 1/2" basic flow size
- G-Style couplers are steel plated to resist rust
- G-Style plugs are case hardened steel, plated to resist rust
- Also known as "1/2" flow M-Style®"
- Maximum inlet pressure: 300 PSI
- Maximum temperature: 250°F
- Air flow: 99 SCFM
- Seals: Buna-N



**1855 • 1857  
1858 • 1859 • 1860**



**G-Style Steel Plugs**

Boxed Part No.	Bulk Part No.	NPT (in)	Product Specs	
			Connection	Material
1855	1855BK	1/4"	Male	Case Hardened Plated Steel
1859	1859BK	3/8"		
1860			1/2"	
1857	1857BK	Female		
1858	1858BK			

**s-224 • s-1815-2**



**G-Style 1/2" Coupler/Plug Kits**

Kit Part No.	Kit includes (qty):				
	#1815	#1816	#1857	#1858	#652-8
s-224	1	1	1	1	1
s-1815-2	2				



WARNING: FOR USE WITH COMPRESSED SHOP AIR ONLY. NOT FOR BREATHABLE AIR USE

# ColorFit®

Color Connect System

Clearly distinguish air lines with color

- Easily match plugs to couplers
- Durable steel sleeve design\* outlasts the competition
- Proprietary hard anodizing lasts longer  
\*Patent pending



**M-STYLE®**

Basic Flow Size:	1/4"
NPT:	1/4"
Max Pressure:	300 PSI
Ball Bearing Connection:	4

**HIGHFLOW PRO 70% MORE FLOW**

**V-STYLE**

Basic Flow Size:	1/4"
NPT:	1/4"
Max Pressure:	300 PSI
Ball Bearing Connection:	6

**A-STYLE**

Basic Flow Size:	1/4"
NPT:	1/4"
Max Pressure:	300 PSI
Ball Bearing Connection:	4

**T-STYLE**

Basic Flow Size:	1/4"
NPT:	1/4"
Max Pressure:	300 PSI
Ball Bearing Connection:	4



### 3 PC Kit



### 5 PC Kit



### 7 PC Kit



### 14 PC Kit



### 764VC



### 728MC-20

Part No.	Description	Kit Contents			
		Male Coupler	Female Coupler	Male Plug	Female Plug
<b>M-STYLE®</b> s-303MKIT	3 pc. Milton® ColorFit® M-Style® Coupler & Plugs Kit		1	1	1
s-305MKIT	5 pc. Milton® ColorFit® M-Style® Couplers & Plugs Kit		1	3	1
s-307MKIT	7 pc. Milton® ColorFit® M-Style® Couplers & Plugs Kit	1	1	3	2
s-314MKIT	14 pc. Milton® ColorFit® M-Style® Couplers & Plugs Kit	2	2	6	4
<b>HIGHFLOW PRO</b>					
<b>V-STYLE</b> s-303VKIT	3 pc. Milton® ColorFit® HighFlowPRO® V-Style Coupler & Plugs Kit		1	1	1
s-305VKIT	5 pc. Milton® ColorFit® HighFlowPRO® V-Style Couplers & Plugs Kit		1	3	1
s-307VKIT	7 pc. Milton® ColorFit® HighFlowPRO® V-Style Couplers & Plugs Kit	1	1	3	2
s-314VKIT	14 pc. Milton® ColorFit® HighFlowPRO® V-Style Couplers & Plugs Kit	2	2	6	4
<b>A-STYLE</b>					
s-303AKIT	3 pc. Milton® ColorFit® A-Style Coupler & Plugs Kit		1	1	1
s-305AKIT	5 pc. Milton® ColorFit® A-Style Couplers & Plugs Kit		1	3	1
s-307AKIT	7 pc. Milton® ColorFit® A-Style Couplers & Plugs Kit	1	1	3	2
s-314AKIT	14 pc. Milton® ColorFit® A-Style Couplers & Plugs Kit	2	2	6	4
<b>T-STYLE</b>					
s-303TKIT	3 pc. Milton® ColorFit® T-Style Coupler & Plugs Kit		1	1	1
s-305TKIT	5 pc. Milton® ColorFit® T-Style Couplers & Plugs Kit		1	3	1
s-307TKIT	7 pc. Milton® ColorFit® T-Style Couplers & Plugs Kit	1	1	3	2
s-314TKIT	14 pc. Milton® ColorFit® T-Style Couplers & Plugs Kit	2	2	6	4

Part No.	Description	Kit Contents			
		Male Coupler	Female Coupler	Male Plug	Female Plug
<b>M-STYLE®</b> 715MC	10 pc. Milton® ColorFit® M-Style® Bulk Female Couplers		10		
716MC	10 pc. Milton® ColorFit® M-Style® Bulk Male Couplers	10			
727MC-20	20 pc. Milton® ColorFit® M-Style® Bulk Male Plugs			20	
728MC-20	20 pc. Milton® ColorFit® M-Style® Bulk Female Plugs				20
<b>HIGHFLOW PRO</b>					
<b>V-STYLE</b> 764VC	10 pc. Milton® ColorFit® HighFlowPRO® V-Style Bulk Female Couplers		10		
765VC	10 pc. Milton® ColorFit® HighFlowPRO® V-Style Bulk Male Couplers	10			
760VC-20	20 pc. Milton® ColorFit® HighFlowPRO® V-Style Bulk Male Plugs			20	
761VC-20	20 pc. Milton® ColorFit® HighFlowPRO® V-Style Bulk Female Plugs				20
<b>A-STYLE</b>					
775AC	10 pc. Milton® ColorFit® A-Style Bulk Female Couplers		10		
776AC	10 pc. Milton® ColorFit® A-Style Bulk Male Couplers	10			
777AC-20	20 pc. Milton® ColorFit® A-Style Bulk Male Plugs			20	
778AC-20	20 pc. Milton® ColorFit® A-Style Bulk Female Plugs				20
<b>T-STYLE</b>					
785TC	10 pc. Milton® ColorFit® T-Style Bulk Female Couplers		10		
786TC	10 pc. Milton® ColorFit® T-Style Bulk Male Couplers	10			
783TC-20	20 pc. Milton® ColorFit® T-Style Bulk Male Plugs			20	
784TC-20	20 pc. Milton® ColorFit® T-Style Bulk Female Plugs				20



**STRAIGHT THRU COUPLERS & PLUGS**

**Application: high pressure washers & industrial carpet cleaning**

- **Warning: Straight thru couplers are not to be used in hydraulic applications**
- Straight thru couplers are brass with stainless steel balls and spring
- 1/4" couplers - 6 ball bearing connection
- 3/8" couplers - 8 ball bearing connection
- Straight thru plugs are case hardened steel, plated to resist rust
- Compatible with other major manufacturers of straight thru couplers

**1761 • 1762 • 1765 • 1766**



1761      1762      1765      1766

**Straight Thru Couplers**

Boxed Part No.	Bulk Part No.	NPT (in)	Product Specs		Maximum Air Pressure
			Connection	Body	
1761	1761BK	1/4"	Female	Solid Brass, Stainless Steel Balls and Spring	5200 PSI
1762			Male		
1765	1765BK	3/8"	Female		2700 PSI
1766			Male		

**1763 • 1764 • 1767 • 1768**



1763      1764      1767      1768

**Straight Thru Plugs**

Boxed Part No.	Bulk Part No.	NPT (in)	Product Specs		Maximum Air Pressure
			Connection	Body	
1763		1/4"	Male	Case Hardened Plated Steel	5200 PSI
1764	1764BK		Female		
1767	1767BK	3/8"	Male		2700 PSI
1768			Female		

**s-99705 • s-99706  
s-99773 • s-99774  
s-99787 • s-99788**



s-99705  
s-99706

**PUSH BUTTON SAFETY COUPLERS**

- 1/4" basic flow size
- Push button design - press once to stop airflow, press again to release plug from coupler
- Max air flow: 36 SCFM
- Easy to identify style with color coded push buttons

**M-Style® Safety Couplers**

Retail Part No.	Per Card	NPT (in)	Product Specs	
			Connection	Body
s-99705	1	1/4"	Female	Impact Resistant Composite
s-99706	1		Male	

**A-Style Safety Couplers**



s-99773  
s-99774

Retail Part No.	Per Card	NPT (in)	Product Specs	
			Connection	Body
s-99773	1	1/4"	Female	Impact Resistant Composite
s-99774	1		Male	

**T-Style Safety Couplers**



s-99787  
s-99788

Retail Part No.	Per Card	NPT (in)	Product Specs	
			Connection	Body
s-99787	1	1/4"	Female	Impact Resistant Composite
s-99788	1		Male	

**WARNING: FOR USE WITH COMPRESSED SHOP AIR ONLY. NOT FOR BREATHABLE AIR USE**

### TWIST-LOCK UNIVERSAL COUPLERS

- **Warning: Twist lock couplers are not for steam or hydraulic applications**
- Twist lock couplers are made from malleable iron
- Commonly referred to as “Crowfoot”, “Claw” type or “Chicago” couplers
- Milton® twist lock couplers come complete with safety clip and lanyard
- Maximum working pressure: 150 PSI
- Maximum temperature: 160°F
- 1860 series Universal/Chicago style coupler 1/4” to 1” couplings can be used with each other. 1 1/4”, 1 1/2” and 2” cannot be used with the smaller sizes
- Application: Construction, highway maintenance, mobile compressors, mining, agriculture

#### 1862 • 1863 • 1864



1862  
1862-4  
1862-6  
1862-8



1862-10  
1862-12  
1862-14



1863  
1863-2  
1863-4  
1863-6  
1863-8



1864  
1864-2  
1864-4  
1864-6  
1864-8



1864-10  
1864-12  
1864-14

Boxed Part No.	NPT (in)	Product Specs		Number of Claws
		Connection	Body	
1862-4	3/8"	Hose Barb (Hose ID)	Malleable Iron	2
1862-6	1/2"			
1862-8	3/4"			
1862	1"			4
1862-10	1 1/4"			
1862-12	1 1/2"			
1862-14	2"			

1863-2	1/4"	Male NPT	Malleable Iron	2
1863-4	3/8"			
1863-6	1/2"			
1863-8	3/4"			
1863	1"			

1864-2	1/4"	Female NPT	Malleable Iron	2
1864-4	3/8"			
1864-6	1/2"			
1864-8	3/4"			4
1864	1"			
1864-10	1 1/4"			
1864-12	1 1/2"			
1864-14	2"			

#### 1865

### REPLACEMENT PARTS

Boxed Part No.	For use with:	Description	Fits Sizes
1865-1	Twist Lock Universal Couplers	Safety Clip	
1865-2		Lanyard	
1865-3		Rubber Replacement Grommet	1/4" to 1"
1865-4			1 1/4" to 2"



1865-2



1865-1



1865-3  
1865-4

**WARNING: FOR USE WITH COMPRESSED SHOP AIR ONLY. NOT FOR BREATHABLE AIR USE**

**805 KIT**



**DRIVEWAY SIGNAL KIT**

- Kit comes complete with everything you will need to set up a driveway signal in your place of business
- Perfect for use at service stations, drive up windows at banks or restaurants, or any other applications where an attendant must be alerted
- Operates up to 300' of signal hose
- Driveway signal comes with 6' power cord length

Part No.	805 KIT	
Qty	Description	
1	#805 Driveway Signal Bell	
1	#838 3/8" x 50' Rubber Hose End	
1	#807 End Plug	

**802 • 805**



**DRIVEWAY SIGNALS**

Completely self contained unit is easy to install and use; just plug into any 110 volt electric outlet. Offers instant signal every time, operating with up to 300 feet of signal hose. For use at service stations, bank or restaurant drive up windows, or any drive up application where an attendant needs to be alerted

Part No.	Description	Features
802	Driveway Signal Chime	<ul style="list-style-type: none"> <li>• 6 1/4" Long x 3" High x 1 3/4" Deep</li> <li>• Power Cord Length: 6 ft.</li> </ul>
805	Driveway Signal Bell	<ul style="list-style-type: none"> <li>• 6" Diameter</li> <li>• Power Cord Length: 6 ft.</li> </ul>

**825 • 827**



**REMOTE CONTROL AIR SWITCH SIGNAL BELL-CHIME**

Deluxe terminal box construction assures maximum sensitivity with long term performance. Weatherproof for use inside and outside. Easy connections with Barrier terminal strip and conduit openings for versatility in installation

Part No.	Description	Features
825	Remote Control Air Switch	<ul style="list-style-type: none"> <li>• RC Air Switches are not Wireless</li> <li>• Use with any Voltage from 6V to 220V, 10 Amp Max</li> <li>• Conduit Type Box Construction for Wall or Conduit Mounting</li> <li>• Burn Out Proof Coil Assures Long Service</li> </ul>
827	Remote Control Signal Bell	<ul style="list-style-type: none"> <li>• 110V - Requires Air Switch #825</li> <li>• Key Slot Opening in Back for Easy Installation</li> <li>• Tone is Clear and Melodious</li> <li>• Burn Out Proof Coil Assures Long Service</li> </ul>

**819 • 838 • 839 • 807**



**DRIVEWAY SIGNAL ACCESSORIES**

Part No.	Description	Features
819	Hose Anchor	Holds Down Hose, or Bridge Between Two Lengths of Hose
838	Deluxe Driveway Signal Hose	3/8" ID X 50' SBR Rubber Hose
839	Deluxe Driveway Signal Hose	3/8" ID X 300' SBR Rubber Hose
807	Signal Bell Hose End Plug	Replacement Plug for End of Signal Hose

AIR COUPLERS & PLUGS  
700/1700/1800 SERIES

DRIVEWAY SIGNALS  
800 SERIES

PRESSURE GAGES  
900 SERIES

F-R-L-S  
1000/1100 SERIES

TEST EQUIPMENT  
1200 SERIES



### PENCIL TYPE TIRE PRESSURE GAGES

- USA made consumer tire gages
- Strong, flexible, white NYLON INDICATOR BAR provides long, trouble-free life with the same certified accuracy associated with all Milton® tire gages
- Always check tire pressure when tires are cold

**917 • 920 • 921 • 923  
925 • 927 • 928 • 929**




### Nickel Plated Brass Pressure Gages

Bulk Part No.	Retail Part No.	Per Card	Pressure Range PSI	Increments	Chuck Style	Feature/Applications
	s-917	1	2 to 20 (20 to 140)	1 PSI (10 kPa)	Single, Angled w/ Deflator Pin	Low Pressure ATVs, Golf Carts & Air Springs
920BK	s-920	1	10 to 70 (60 to 500)	2 PSI (20 kPa)		Higher Pressure Automobiles Built-in Tire Tread Depth Gage
921BK	s-921	1	5 to 50 (40 to 350)	1 PSI (10 kPa)	Straight	Passenger Cars
923BK	s-923	1	5 to 50 (40 to 350)			
925BK	s-925	1	2 to 120 (120 to 820)	2 PSI (20 kPa)	Single, Angled w/ Deflator Pin	Trucks, RVs & Bicycles
927BK	s-927	1	2 to 120 (120 to 820)		Dual Head	Trucks
	s-928	1	5 to 50 (40 to 350)	1 PSI (10 kPa)	Single, Angled w/ Deflator Pin	Cars & Air/Water Filled Tractors
929BK	s-929	1	2 to 120 (120 to 820)	2 PSI (20 kPa)	Dual Head, Straight Foot	Trucks

### DIAL TYPE PRESSURE GAGES

**s-931 • s-932  
s-933 • s-934**



### Dial Type Tire Gages

- Internal diaphragm construction for greater durability
- 45° single chuck with deflator valve
- Deflator button holds measured pressure in gage until pressed to release
- Durable rubber boot
- Not for use with water filled tires

Retail Part No.	Per Card	PSI		kPa		Tire Tread Depth Gage
		Range	Increments	Range	Increments	
s-931	1	0 to 15	1 PSI	0 to 100	2 kPa	No
s-932	1	0 to 60	2 PSI	0 to 400	20 kPa	
s-933	1	0 to 160	1 PSI	0 to 1100	20 kPa	
s-934	1	0 to 120	2 PSI	0 to 800	20 kPa	YES

**DIAL TYPE PRESSURE GAGES (cont)**

**s-935 • s-936**




**Extended Reach Dial Type Tire Gages**

Internal diaphragm construction for greater durability

- 12" length extended reach hose
- Dual head chuck w/ deflator valve
- Durable rubber boot

Retail Part No.	Per Card	PSI		kPa		Tire Tread Depth Gage
		Range	Increments	Range	Increments	
s-935	1	0 to 60	2 PSI	0 to 400	20 kPa	No
s-936	1	0 to 160	5 PSI	0 to 1100	20 kPa	

**951 • 956**



**Heavy Duty Extended Reach Dial Type Tire Gages**

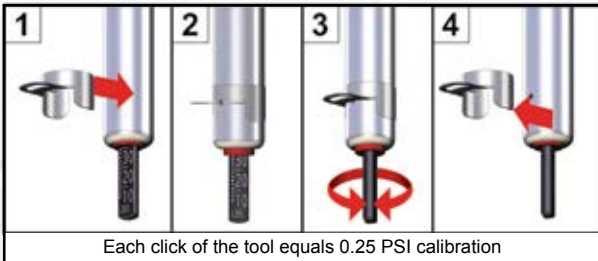
9" extension with straight large bore chuck comes with cushioned grip

- Internal diaphragm construction for greater durability
- Durable rubber boot

Retail Part No.	Per Card	Chuck Type	Hose Length	Overall Extended Length	PSI		kPa	
					Range	Increments	Range	Increments
951	1	12" Dual Head, Straight Foot	10.5"	22.5"	0 to 160	5 PSI	0 to 1100	20 kPa
956	1	9" Straight Large Bore		14"				

**SERVICE GAGES**

**s-976C • s-976CKB • s-982C  
s-982CKB • s-986C • s-986CKB  
s-986CBNT • s-986CBNTKB**




Three Pressure Ranges
10-160 PSI
0.8-11 Bar
80-110 kPa

**Field Re-Calibratable Service Gages**

Exclusive Quick Click™ system provides dial-in accuracy

- Provide accurate, long life, trouble-free performance
- Nickel plated brass tubular body and 2-sided aluminum indicator bars
- 2 sides of indicator bar in PSI, or kPa/Bar
- Calibrated in three ranges before leaving the factory
- Hang loop included
- s-986CBNT/s-986CBNTKB - 10° bend in neck for ease of access

PSI	s-976C	s-982C	s-986C	s-986CBNT
kPa/Bar	s-976CKB	s-982CKB	s-986CKB	s-986CBNTKB



AIR COUPLERS & PLUGS  
700/1700/1800 SERIES

DRIVEWAY SIGNALS  
800 SERIES

PRESSURE GAGES  
900 SERIES

F-R-LS  
1000/1100 SERIES

TEST EQUIPMENT  
1200 SERIES

AIR COUPLERS & PLUGS  
700/1700/1800 SERIES

DRIVEWAY SIGNALS  
800 SERIES


PRESSURE GAGES  
900 SERIES

F-R-Ls  
1000/1100 SERIES

TEST EQUIPMENT  
1200 SERIES

### SERVICE GAGES (cont)

s-976 • s-982  
s-986 • s-986BNT



### Service Gages

Provide accurate, long life, trouble-free performance

- Nickel plated brass tubular body and 4-sided nylon indicator bars
- 2 sides of indicator bar in PSI, 2 sides in kPa
- 10-160 PSI (2 lb increments) / 80-1100 kPa (20 kPa increments)
- Calibrated in three ranges before leaving factory
- Hang loop included
- 986BNT - 10° bend in neck for ease of access for dualies

Bulk Part No.	Retail Part No.	Per Card	Chuck Style	Overall Length
	s-976	1	Standard Dual Head	12-3/4"
	s-982	1	Large Bore Dual Head	13 1/4"
	s-986	1	Dual Head Straight Foot	13"
986BNT	s-986BNT	1		

### DIGITAL PRESSURE GAGES

s-99900



s-99900

### Digital Read Tire Pressure Gauge

Automatic shut off - highly accurate

- Consistent repeatability
- Durable construction

Retail Part No.	Per Card	Pressure Range			CR2032 Battery
		PSI	kPa	Bar	
s-99900	1	2 to 99	15 to 700	0.15 to 7.0	Included

EX516DIG

### EXELAIR™ Heavy Duty Digital Tire Gauge

- 360° swivel dual head, straight foot chuck
- Pressure range: 5-100 PSI (measures PSI, kPa and Bar)
- Backlit digital display w/ auto shutoff
- Metal body for durability
- Slip resistant rubber grip
- Built in LED flashlight
- Batteries included

Retail Part No.	Per Card	Chuck Style	Product Specs		
			PSI	kPa	Bar
EX516DIG	1	Dual Head Straight Foot	5-100	1-7	35-800



## Filter/Regulator & Lubrication Systems... A simple guide

### MICRO FILTERS



What are they? Where are they installed? Why would you spend the \$ to buy them?

First off, air leaving a compressor is hot, dirty and wet ... All elements that can damage and WILL shorten the life of expensive equipment and tools. That is why it is essential to protect your investments. Let's talk FILTERS first- Water vapor is the MORTAL enemy within a pneumatic system. The airline filter cleans this compressed air in two important stages:

**First Stage** - Air entering the filter is directed downward and with the resulting vortex action, liquids and particles are forced to the bowl wall and then extracted.

**Second Stage** - Air flows inward through the filter element where additional contaminants (as small as 4 microns) are removed with little pressure loss.

### REGULATORS

**PRESSURE REGULATOR** component. These reduce as well as control the air pressure in compressed air systems....maintaining an optimal and constant output pressure no matter the input pressure variations. Some of the applications include air tools, blow guns and aerosol lubrication systems.

Why is this important?

- 1) Allows for precise downstream pressure control.
- 2) Built-In safety piston diaphragm assembly automatically vents excess air in the event the downstream pressure exceeds the desired regulator setting.

This prevents excessive pressure from reaching your tools. Excessive pressure causes tools and seals to overwork which can cause over-speeding of the tools' internal mechanisms. Both will decrease the life of your tools.



### LUBRICATORS



**LUBRICATION** element. Truly a key factor in ensuring consistent operation of the tools. It adds a set quantity of oil into the compressed air system reducing moving component friction. How? Pressurized air is introduced and guided through the body where it turns into a smooth aerosol providing the needed lubrication to the working tools. This is critical to air tool life extension.

AIR COUPLERS & PLUGS  
700/1700/1800 SERIES

DRIVEWAY SIGNALS  
800 SERIES

PRESSURE GAGES  
900 SERIES

F-R-Ls  
1000/1100 SERIES

TEST EQUIPMENT  
1200 SERIES

### Additional Value-Add FRL Options

#### PIGGYBACK FILTER/REGULATOR SYSTEMS

All in one. Modular design provides extra space while reducing the overall weight load and saving time.



#### COALESCING FILTER SYSTEMS



Designed for applications that require air free of oil, water and foreign particles. It is best to locate these as close as possible to the actual tool. This is recommended for precision tools and actuators.

#### DESICCANT DRYER SYSTEMS

Primarily for more heavy duty operations where any amount of moisture may cause an issue, or operations where extremely dry air is necessary.

More commonly found in a wide range of industrial and commercial facilities.

Desiccant dryers are placed after both Micro Filters and Coalescing Filters, in order to allow the desiccant pellets to absorb effectively.

Note - These cannot be used with a lubricating system. Perfect for spray painting applications, or applications where small amounts of moisture may cause issues.





**FRL System Facts**

**Air Compressor Compatibility:** Big or small, our FRL systems will work with whatever pressure your air compressor provides.

**Component Size**

**Mini** - To be used closer to machinery or tool/application

**Standard** - For traditional use in home garage, small workshop or DIY application.

**Heavy Duty** - High flow system that is placed closer to compressor... for larger shop applications

**SCFM** - Standard Cubic Feet Per Minute

Regarding your FRL selection, SCFM only matters when it comes to the application. The SCFM rating of your air compressor is only the speed at which air enters a storage tank. Most pneumatic tools use air much faster than most air compressors can produce it.

**EXAMPLE:**

- Actual air tool usage is 4 to 5 times the “average SCFM rating” because you aren’t using a tool all the time. However, to get the most out of the tools, it’s best to have the air system capability CFM higher than the tools you plan to use. For example a ½” impact wrench can use as much as 35 SCFM, so make sure all the components upstream of that tool flow an amount of air greater than the tool. 2x if you plan to run two tools.

140 CFM (Auto shop, large workshop or an area that utilizes multiple locations)

247 CFM (Auto shop, large workshop or an area that utilizes multiple locations)

**Applications**

- **Filter** - Critical for every application to ensure the elimination of water and particulates from your airline, machinery and tools
- **Pressure Regulator** - The pressure regulator provides uniform controlled pressure to the system and ultimately the tools. The pressure in the air compressor tank rises and falls with usage and pump cycling. The air pressure regulator isolates the system from this and delivers air at a consistent pressure.
- **Lubricator** - In-line lubrication takes the human element out of lubricating air tools. The tool is automatically lubricated to ensure long life from the tool. Lubricated air lines and hoses should be segregated to prevent cross contamination. General use air lines, for inflation, cleaning or painting should never have in-line lubrication.



AIR COUPLERS & PLUGS  
700/1700/1800 SERIES

DRIVEWAY SIGNALS  
800 SERIES

PRESSURE GAGES  
900 SERIES

F-R-Ls  
1000/1100 SERIES

TEST EQUIPMENT  
1200 SERIES

### MICRO FILTERS

- All filters supplied with pre-assembled automatic overnight drains
- 3 stage baffle system for exceptional moisture removal
- 40 micron bronze sintered elements allow less pressure drop, longer cleaning intervals, and are cleanable
- Light weight aluminum die-cast housing
- Micro filters remove harmful oil-water condensate, pipe scale, dirt and rust from compressed air systems
- Install micro filters upstream from regulators to protect against valve and diaphragm failure
- Micro filters are used as pre-filters to coalescing filters to insure high efficiency and long element life in applications such as spray painting, instrumentation and pharmaceuticals

#### 1144-2 • 1144M • s-1144



### Mini Filters

Ideal for use in compact low air flow applications such as small pneumatic equipment, miniature valving and instruments

Part No.	1144-2	1144M	s-1144
NPT	1/8"	1/4"	
Bowl Type	Metal Bowl		Poly Bowl
Bowl Capacity	1 oz		
Maximum Air Pressure	250 PSI		150 PSI
Maximum Air Flow	27 SCFM		
Operating Temp Range	40°F to 160°F		40°F to 120°F
Included Filter	20 Micron Bronze Sintered		
Replacement Filters	See Below		
Sight Glass	No		N/A
Drain Type	Manual Petcock		Overnight
Mounting Bracket	s-1163-22 (sold separately, pg 77)		

#### 1018 • 1019 • 1020



### Polycarbonate Bowl Filters w/ Metal Bowl Guard

Part No.	1018	1019	1020
NPT	1/4"	3/8"	1/2"
Bowl Type	Polycarbonate Bowl		
Bowl Capacity	5 oz		
Maximum Air Pressure	150 PSI		
Maximum Air Flow	48 SCFM	75 SCFM	100 SCFM
Operating Temp Range	40°F to 125°F		
Included Filter	20 Micron Bronze Sintered		
Sight Glass	N/A		
Drain Type	Auto Overnight		
Mounting Bracket	s-1163-1 (sold separately, pg 77)		


#### 1018-6 • 1019-6 1020-6 • 1120-6



### Heavy Duty Metal Bowl Filters w/ Sight Glass

Part No.	1018-6	1019-6	1020-6	1120-6
NPT	1/4"	3/8"	1/2"	
Bowl Type	Metal Bowl			
Bowl Capacity	6 oz		9 oz	
Maximum Air Pressure	250 PSI			
Maximum Air Flow	48 SCFM	75 SCFM	100 SCFM	115 SCFM
Operating Temp Range	40°F to 160°F			
Included Filter	40 Micron Bronze Sintered			
Sight Glass	YES			
Drain Type	Auto Overnight			
Mounting Bracket	s-1163-1 (sold separately, pg 77)			

#### 1018-8 • 1019-8 1020-8 • 1120-8



### Heavy Duty Metal Bowl Filters

Part No.	1018-8	1019-8	1020-8	1120-8
NPT	1/4"	3/8"	1/2"	
Bowl Type	Metal Bowl			
Bowl Capacity	6 oz		9 oz	
Maximum Air Pressure	250 PSI			
Maximum Air Flow	48 SCFM	75 SCFM	100 SCFM	115 SCFM
Operating Temp Range	40°F to 160°F			
Included Filter	40 Micron Bronze Sintered			
Sight Glass	No			
Drain Type	Auto Overnight			
Mounting Bracket	s-1163-1 (sold separately, pg 77)			

**MICRO FILTERS (cont)**

**1022-8 • 1022-10 • 1122-8**



**Heavy Duty Metal Bowl Filters (cont)**

Part No.	1022-8	1022-10	1122-8
NPT	3/4"		1"
Bowl Type	Metal Bowl		
Bowl Capacity	10 oz	20 oz	29 oz
Maximum Air Pressure	250 PSI		
Maximum Air Flow	230 SCFM	245 SCFM	300 SCFM
Operating Temp Range	40°F to 160°F		
Included Filter	40 Micron Bronze Sintered		
Sight Glass	YES	No	
Drain Type	Auto Overnight		
Mounting Bracket	1163-20*		1163-21*

\* sold separately, pg 77

**1035 • 1036  
1037 • 1037-8**



**COALESCING FILTERS**

Perfect for spray painting applications that require air free of oil and all foreign particles

- .03 Micron Filtering
- 99.97 DOP Efficiency

Part No.	1035	1036	1037	1037-8
NPT	1/4"	3/8"	1/2"	3/4"
Bowl Type	Metal Bowl			
Bowl Capacity	6 oz			10 oz
Maximum Air Pressure	250 PSI			
Maximum Air Flow	24 SCFM	37 SCFM		60 SCFM
Operating Temp Range	40°F to 160°F			
Included Filter	.03 Micron			
Sight Glass	No			YES
Drain Type	Auto Overnight			
Mounting Bracket	s-1163-1 (sold separately, pg 77)			

**s-1118-3 • 1118-2 • 1118-1  
P1120-17 • 1144-1**



**REPLACEMENT FILTERS**

Part No.	Microns	For Use With
s-1118-3	5	Ultra Fine - Traps Fine Particulate - 5 or 6 oz Bowls
1118-2	5	Extra Fine - 1/4", 3/8" & 1/2" Filters - 5 or 6 oz Bowls
1118-1	40	1/4", 3/8" & 1/2" Filters - 5 or 6 oz Bowls
P1120-17	40	1/2" Filters - 9 oz Bowls
1144-1	20	Mini Filters

**1168**



**INTERNAL FLOAT DRAIN**

- For self-contained automatic discharge of water and contaminants from compressed air line
- Fits all sizes of Milton® filters, except for mini filters
- To use, replace where overnight drain is positioned

Part No.	Description
1168	Internal Float Drain for All Filters

AIR COUPLERS & PLUGS  
700/1700/1800 SERIES

DRIVEWAY SIGNALS  
800 SERIES

PRESSURE GAGES  
900 SERIES

F-R-Ls  
1000/1100 SERIES

TEST EQUIPMENT  
1200 SERIES

### PRECISION REGULATORS

- Fully adjustable pressure
- Prevents overdriving tools
- Dial pressure gage and mounting brackets sold separately

**s-1146 • 1145-2  
1145BK/s-1145 • 1145-1**



1145-2  
s-1145

s-1146

### Mini Regulators

Low Pressure Regulators - Ideal for air flow applications that call for a compact unit where precise regulation is required

- Heavy Duty Regulators - Ideal for air flow applications that call for a compact unit, such as small pneumatic equipment, miniature valves and instrumentation
- Gage not included, but available as an accessory (see page 75 for gages)

Part No.	s-1146	1145-2	1145BK/s-1145
NPT	1/4"	1/8"	1/4"
Type	Low Pressure	Heavy Duty	
Relieving Model	3-60 PSI	5-125 PSI	
Maximum Pressure	250 PSI		
Operating Temps	40°F to 120°F		
Maximum Air Flow	25 SCFM		
Body Material	Zinc	Glass Filled Nylon	
Dial Gage	1/8" Center Mount Port (Sold Separately)		
Mounting Bracket	1160 (sold separately, pg 77)		

Part No.	Description
1145-1	Mini Regulator Repair Kit for 1145-2 and s-1145

**1113 • 1114 • 1115**



1113  
1114  
1115

### Standard Regulators

The Milton® heavy duty and mid-size RELIEVING TYPE regulators offer stable down stream air pressure over a wide range of air flows with accurate control, fast response and minimal pressure drop. Offset 1/4" gage ports can also serve as two 1/4" supply lines, allowing up to three regulated full flow out ports. Gage not included, but available as an accessory (see page 75 for gages)

- Inlet pressure: 250 PSI
- Operating temperature: 40°F to 120°F
- Aluminum die-cast body
- Buna-N diaphragm and O rings
- Balanced piston, molded rubber seat
- Gage port: 1/4" NPT

Part No.	1113	1114	1115
NPT	1/4"	3/8"	1/2"
Type	Standard		
Relieving Model	5-125 PSI		
Maximum Pressure	250 PSI		
Operating Temps	40°F to 120°F		
Maximum Air Flow	50 SCFM	80 SCFM	100 SCFM
Body Material	Die-Cast		
Dial Gage	1/4" Center Mount Port*		
Mounting Bracket	1163 (sold separately, pg 77)		

\* can also serve as two 1/4" supply lines

**1113-8 • 1114-8 • 1115-8**



1113-8  
1114-8  
1115-8

### High Pressure Regulators

Part No.	1113-8	1114-8	1115-8
NPT	1/4"	3/8"	1/2"
Type	Hi-Pressure		
Relieving Model	10-250 PSI		
Maximum Pressure	250 PSI		
Operating Temps	40°F to 120°F		
Maximum Air Flow	50 SCFM	80 SCFM	100 SCFM
Body Material	Die-Cast		
Dial Gage	1/4" Center Mount Port*		
Mounting Bracket	1163 (sold separately, pg 77)		

\* can also serve as two 1/4" supply lines

**PRECISION REGULATORS (cont)**

**1026 • 1027  
1026-8 • 1027-8**



1026  
1027  
1026-8  
1027-8

**Heavy Duty Regulators**

Part No.	1026	1027	1026-8	1027-8
NPT	3/4"	1"	3/4"	1"
Type	Standard		Hi-Pressure	
Relieving Model	5-125 PSI		10-250 PSI	
Maximum Pressure	250 PSI			
Operating Temps	40°F to 120°F			
Maximum Air Flow	220 SCFM	250 SCFM	220 SCFM	250 SCFM
Body Material	Die-Cast			
Dial Gage	1/4" Center Mount Port (Can Also Serve As Two 1/4" Supply Lines)			
Mounting Bracket	1163 (sold separately, pg 77)			

**1188 • 1189 • 1190 • 1191  
1192 • 1193 • 1194 • 1195**



1188 1189 1190 1191  
1192 1193 1194 1195

**PRESSURE GAGES**

- High-quality gages - for use with compressors, regulators, air lines, pneumatic tools & equipment
- Resistant to heat, corrosion, water, salt water and oil
- Can be used in steam applications if less than 120°F
- Brass mechanism, ABS case, polycarbonate lens
- Maximum working pressure: limited to 75% of dial gage range

Part No.	Per Card	NPT	Mount	PSI Range	Operating Temp	Face Size
1188	1	1/8"	Mini Center Back	0-60 PSI	13°F to 120°F	1 1/2"
1189	1			0-160 PSI		
1190	1			0-60 PSI		
1191	1	1/4"	Center Back	0-160 PSI		2"
1192	1			0-300 PSI		
1193	1			0-60 PSI		
1194	1			0-160 PSI		
1195	1	Bottom	0-300 PSI			

**1152 • 1152-1 • 1018P  
1018M • 1028P**



1152



1152-1



1018P



1018M



1028P

**REPLACEMENT BOWLS FOR  
FILTERS & LUBRICATORS**

Part No.	1152	1152-1	1018P	1018M	1028P
For Use With	Mini Filters	Mini Filters or Lubricators	Standard Filters		Lubricators
Size	1/8", 1/4"	1/8", 1/4"	1/4", 3/8", 1/2"		
Bowl Type	Poly Bowl	Metal Bowl	Poly Bowl w/ Bowl Guard	Metal Bowl	Poly Bowl w/ Bowl Guard
Capacity	1 oz	1 oz	6 oz		5 oz
Sight Glass	N/A		No		N/A

AIR COUPLERS & PLUGS  
700/1700/1800 SERIES  
  
 DRIVEWAY SIGNALS  
800 SERIES  
  
 PRESSURE GAGES  
900 SERIES  
  
 F-R-Ls  
1000/1100 SERIES  
  
 TEST EQUIPMENT  
1200 SERIES

### PRECISION LUBRICATORS

Ideal for the customer who wants trouble-free protection and tamper proof reliability. Drip style allows precise setting and once adjusted, the adjusting knob can be removed to prevent tampering. Perfect for lubrication of air motors, tools, valves or where low air flow is encountered or where extremely fine adjustments are necessary

- Sight glass dome on drip type allows observation for instant drip rate adjustment
- Tamper proof
- Lubricator may be filled without shutting down line pressure
- Oil supply tube check valve guarantees INSTANT START-UP LUBRICATION
- Low pressure drip at full air flow
- Oil delivered at an air flow as low as 2 SCFM
- Safety bowl guards or metal bowls
- All lubricators are drip type except the 1" which is a wick type

#### 1150-1 • 1150M • s-1150



### Mini Lubricators

A visible drip type lubricator with an external adjustment screw. Unit is designed for low air flow applications where space is a consideration. Requires approximately 1 CFM of air flow to deliver oil. Bypass system allows full air flow with minimum pressure drop. Assures proper air/oil mixture over full operating range

Part No.	1150-1	1150M	s-1150
NPT	1/8"		1/4"
Bowl Type	Metal Bowl		Poly Bowl
Bowl Capacity	1 oz		
Maximum Air Pressure	200 PSI		150 PSI
Operating Temps	40°F to 160°F		40°F to 125°F
Maximum Air Flow	16 SCFM		
Sight Glass	No		N/A
Mounting Bracket	s-1163-22 (sold separately, pg 77)		

#### 1028 • 1029 • 1030



### Polycarbonate Bowl Lubricators w/ Metal Bowl Guard

Part No.	1028	1029	1030
NPT	1/4"	3/8"	1/2"
Bowl Type	Polycarbonate Bowl		
Bowl Capacity	5 oz		
Maximum Air Pressure	150 PSI		
Operating Temps	40°F to 125°F		
Maximum Air Flow	16 SCFM	82 SCFM	142 SCFM
Sight Glass	N/A		
Mounting Bracket	s-1163-1 (sold separately, pg 77)		

#### 1028-8 • 1029-8 1030-8 • 1031-8



### Metal Bowl Lubricators

Part No.	1028-8	1029-8	1030-8	1031-8
NPT	1/4"	3/8"	1/2"	
Bowl Type	Metal Bowl			
Bowl Capacity	6 oz		9 oz	
Maximum Air Pressure	200 PSI			
Operating Temps	40°F to 120°F			
Maximum Air Flow	16 SCFM	82 SCFM	142 SCFM	
Sight Glass	YES			
Mounting Bracket	s-1163-1 (sold separately, pg 77)			

**PRECISION LUBRICATORS (cont)**

**1131-9 • 1131-10 • 1132-8**



1131-9      1131-10      1132-8

**Heavy Duty Lubricators**

Part No.	1131-9	1131-10	1132-8
NPT	3/4"		1"
Bowl Type	Metal Bowl		
Bowl Capacity	10 oz	20 oz	29 oz
Maximum Air Pressure	200 PSI		
Operating Temps	40°F to 120°F		
Maximum Air Flow	142 SCFM	142 SCFM	175 SCFM
Sight Glass	YES		
Mounting Bracket	s-1163-1*		1163-20*

\*sold separately, below

**MOUNTING BRACKETS**

**1160 • 1163 • s-1163-1  
s-1163-14 • 1163-20  
1163-21 • s-1163-22**

**Filter/Lubricator Mounting Brackets**

Part No.	For Use With:	Milton® FRL components			
s-1163-22	s-1163-22 Mini Filters (pg 72) Mini Lubricators (pg 76)	s-1144 s-1150	1144-2 1150-1	1144M 1150M	
s-1163-1	s-1163-1 Standard Filters (pgs 72-73) Standard Lubricators (pgs 76-77)	1018/1018-6/1018-8 1029/1029-8 1036 1101/1101M 1107 1131-9	1019/1019-6/1019-8 1030/1030-8 1037 1102/1102M 1108 1131-10	1020/1020-6/1020-8 1031-8 1037-8 1103/1103M 1120-6	1028/1028-8 1035 1100/1100M 1106 1120-8
1163-20	1163-20 Heavy Duty Filters (pg 73) HD Lubricators (pg 77)	1022-8	1022-10	1132-8	1104M*

\*recommend 2

**Regulator/Piggyback Mounting Brackets**

1160	1160 Mini Regulators (pg 74) Mini Piggybacks (pg 80)	s-1140 1145BK/s-1145	s-1142 1145-2	1142-1 s-1146	1142-2
1163	1163 Standard Regulators (pgs 74-75) Standard Piggybacks (pg 80)	1026/1026-8 1111/1111-1/1111-5	1027/1027-8 1113/1113-8	1109/1109-1/1109-5 1114/1114-8	1110/1110-1/1110-5 1115/1115-8

**Desiccant Dryer Mounting Bracket**

1163-21	1163-21 Desiccant Dryers (pg 81)	1071 1122-8	1072 1170	1070-2 1170-2
---------	-------------------------------------	----------------	--------------	------------------

**Modular Accessories Mounting Bracket**

s-1163-14	s-1163-14 Modular Accessories (pgs 89-90)	1106-1* s-1163-6 s-1163-11	s-1163-3 s-1163-8 s-1163-12	s-1163-4 s-1163-9 s-1163-13	s-1163-5 s-1163-10
-----------	--	----------------------------------	-----------------------------------	-----------------------------------	-----------------------

\*recommend 2

**1165 • 1166 • 1167**

**Pipe Mounting Brackets**



1165  
1166  
1167

Part No.	Size	For Use With:
1165	Small Pipe Mounting Bracket	1/4" & 3/8" OD Air Supply Pipe
1166	Medium Pipe Mounting Bracket	1/2" OD Air Supply Pipe
1167	Large Pipe Mounting Bracket	3/4" & 1" OD Air Supply Pipe

AIR COUPLERS & PLUGS  
700/1700/1800 SERIES

DRIVEWAY SIGNALS  
800 SERIES

PRESSURE GAGES  
900 SERIES

F-R-Ls  
1000/1100 SERIES

TEST EQUIPMENT  
1200 SERIES

# 1000/1100 SERIES

## TOOL & COMPRESSOR OILS, MINI F-R-Ls, FILTERS, REGULATORS, LUBRICATORS, COMPRESSOR ACCESSORIES

AIR COUPLERS & PLUGS  
700/1700/1800 SERIES

DRIVEWAY SIGNALS  
800 SERIES

PRESSURE GAGES  
900 SERIES

F-R-Ls  
1000/1100 SERIES

TEST EQUIPMENT  
1200 SERIES

### 1106 • 1107 • 1108



### DELUXE FILTER/REGULATOR DUO

- Factory assembled
- Automatic overnight drains
- Relieving regulator
- Complete with gage #1191
- 40 micron filter element

Part No.	1106	1107	1108
NPT	1/4"	3/8"	1/2"
Bowl Type	Polycarbonate Bowl		Metal Bowl
Bowl Capacity	5 oz		9 oz
Max Air Pressure	150 PSI		250 PSI
Operating Temps	40°F to 150°F		
Maximum Air Flow	48 SCFM	75 SCFM	100 SCFM
Gage Port size	1/4" NPT		
Gage Included	YES		
Mounting Bracket	s-1163-1 (sold separately, pg 77)		

#### Individual components

Part No.	1106	1107	1108
Filter	1018	1019	1120-8
Regulator	1113	1114	1115
Gage	1191		

### FILTER/REGULATOR/LUBRICATOR TRIO

#### s-1140



### Mini Filter/Regulator/Lubricator Trio


Part No.	s-1140
NPT	1/4"
Filter Bowl Type	Poly Bowl
Filter Bowl Capacity	1 oz
SCFM	20 SCFM
Lubricator Bowl Type	Poly Bowl
Lubricator Bowl Capacity	1 Ounce
Sight Glass	N/A
Gage Included	YES (#1189)
Mounting Brackets	1160*

#### Individual components

Part No.	s-1140
Filter	1144
Regulator	1145
Lubricator	1150
Gage	1189

\*sold separately, pg 77

### 1100 • 1101 • 1102



### Filter/Regulator/Lubricator Trio

Part No.	1100	1101	1102*
NPT	1/4"	3/8"	1/2"
Bowl Type	Polycarbonate Bowl		Metal Bowl
Filter Bowl Capacity	5 oz		9 oz
Filter - Max Air Pressure	150 PSI		250 PSI
Regulator - Max Inlet Pressure	250 PSI		
Lubricator Bowl Capacity	5 oz		9 oz
Lubricator - Max Air Pressure	150 PSI		250 PSI
Operating Temps	40°F to 150°F		
Maximum Air Flow	48 SCFM	75 SCFM	100 SCFM
Gage Included	YES		
Mounting Bracket	s-1163-1 (sold separately, pg 77 - recommend 2)		
Sight Glass	No		

\*1102 comes unassembled

#### Individual components

Part No.	1100	1101	1102
Filter	1018	1019	1120-8
Regulator	1113	1114	1115
Lubricator	1028	1029	1031-8
Gage	1191		



**FILTER/REGULATOR/LUBRICATOR TRIO (cont)**

**1100M • 1101M • 1102M  
1103M • 1104M**



**High Pressure Metal Bowl  
Filter/Regulator/Lubricator Trio**

- Filter has automatic overnight drain
- Relieving regulator, drip style lubricator
- 40 micron bronze sintered filter element included
- Outlet pressure range: 2-125 PSI
- Fully assembled and ready to install

Part No.	1100M	1101M	1102M	1103M	1104M
NPT	1/4"	3/8"	1/2"	3/4"	1"
Bowl Type	Metal Bowl				
Filter Bowl Capacity	6 oz			10 oz	29 oz
Filter - Max Air Pressure	250 PSI				
Regulator - Max Inlet Pressure	250 PSI				
Lubricator Bowl Capacity	6 oz			10 oz	29 oz
Lubricator - Max Air Pressure	200 PSI			250 PSI	
Operating Temps	40°F to 160°F			40°F to 160°F	
Maximum Air Flow	16 SCFM	82 SCFM	142 SCFM	175 SCFM	
Gage Included	YES			No	
Mounting Bracket	s-1163-1*				1163-20*
Sight Glass	No			YES	

\*sold separately, pg 77 - recommend 2

**Individual components**

Part No.	1100M	1101M	1102M	1103M	1104M
Filter	1018-8	1019-8	1120-8	1022-8	1122-8
Regulator	1113-8	1114-8	1115-8	1026-8	1027-8
Lubricator	1028-8	1029-8	1031-8	1131-9	1132-8
Gage	1192				N/A

**1106-1**



**Polycarbonate Bowl Filter/Regulator/  
Lubricator Trio w/ Bowl Guard,  
Pipe Ports & Connectors**

Part No.	1106-1
NPT	1/2"
Bowl Type	Poly Bowl
Filter Bowl Capacity	5 oz
Filter - Max Air Pressure	150 PSI
Regulator - Max Inlet Pressure	250 PSI
Lubricator Bowl Capacity	5 oz
Lubricator - Max Air Pressure	150 PSI
Operating Temps	40°F to 125°F
Maximum Air Flow	100 SCFM
Gage Included	YES
Mounting Bracket	s-1163-14*
Sight Glass	N/A

\*Not included, recommend 2

**Individual components**

Part No.	1106-1
Filter	1020
Regulator	1115
Lubricator	1030
Gage	1191
Pipe Ports (qty 2)	s-1163-10
Connectors (qty 2)	s-1163-3

AIR COUPLERS & PLUGS  
700/1700/1800 SERIES

DRIVEWAY SIGNALS  
800 SERIES

PRESSURE GAGES  
900 SERIES

F-R-Ls  
1000/1100 SERIES

TEST EQUIPMENT  
1200 SERIES

### PIGGYBACK FILTER/REGULATOR

Piggyback duo has the features of the standard regulator, plus the space saving convenience of a combined filter. Gage not included, but available as an accessory

1142-1 • 1142-2 • s-1142



### Mini Piggyback Filter/Regulators

Ideal for use in compact air flow applications. Filter/regulator duo has same features as mini regulator plus the space saving convenience of 20 micron screw in mini filter. Comes pre-assembled with 0-160 PSI gage (#1189). Auto overnight drains. Height: 6 1/4". Maximum SCFM 20

Part No.	1142-1	1142-2	s-1142
NPT	1/8"	1/4"	1/4"
Bowl Type	Metal Bowl		Poly Bowl
Bowl Capacity	1 oz		
SCFM	20 SCFM		
Gage Port Size	1/8" NPT		
Gage Included	No	YES	
Mounting Bracket	1160 (sold separately, pg 77)		

1109-5 • 1110-5 • 1111-5



1109-5  
1110-5  
1111-5

### Polycarbonate Bowl Filter/Regulators w/ Metal Bowl Guard

- Auto overnight drains

Part No.	1109-5	1110-5	1111-5
NPT	1/4"	3/8"	1/2"
Bowl Type	Polycarbonate Bowl		
Bowl Capacity	6 oz		
Max Air Pressure	200 PSI		
Operating Temps	40°F to 160°F		
Maximum Air Flow	50 SCFM	80 SCFM	100 SCFM
Gage Port size	1/4" NPT		
Gage Included	No		
Mounting Bracket	1163 (sold separately, pg 77)		

1109 • 1110 • 1111  
1109-1 • 1110-1 • 1111-1



1109  
1110  
1111

1109-1  
1110-1  
1111-1

### Metal Bowl Filter/Regulators

- Auto overnight drains

Part No.	1109	1110	1111	1109-1	1110-1	1111-1
NPT	1/4"	3/8"	1/2"	1/4"	3/8"	1/2"
Bowl Type	Metal Bowl					
Bowl Capacity	5 oz					
Max Air Pressure	150 PSI					
Operating Temps	40°F to 125°F					
Maximum Air Flow	50 SCFM	80 SCFM	100 SCFM	50 SCFM	80 SCFM	100 SCFM
Gage Port size	1/4" NPT					
Gage Included	No					
Mounting Bracket	1163 (sold separately, pg 77)					

**DESICCANT DRYER SYSTEMS**

**1170 • 1170-2  
P1170-12 • P1170-15**




**1/2" Compact Desiccant Dryers**

Delivers extremely dry compressed air as low as -30°F dew point without using electricity or refrigerant. Easy to monitor, when color changes in the sight glass from dark blue to pink, then it is time to change or dry the desiccant. To dry desiccant, remove from unit, bake at 275°F for 3 hours. To prolong the life of the unit, a 40 micron pre-filter, and .03 coalescing filter should precede dryer. Initial supply of desiccant is included

Part No.	1170	1170-2
NPT	1/2"	
Bowl Type	Metal Bowl	
Bowl Capacity	1 Quart	2 Quart
Maximum Air Pressure	250 PSI	
Maximum Air Flow	5-15 SCFM	15-25 SCFM
Mounting Brackets	1163-21 (sold separately, pg 77)	

Part No.	Description
P1170-12	Desiccant Dryer Element Kit for 1170
P1170-15	Desiccant Dryer Element Kit for 1170-2

**1071**




**1/2" Desiccant Dryer System**

Not only dries the compressed air, but also removes dirt and oil. Each factory assembled system consists of the components listed below. Both filters are equipped with Milton® automatic overnight drains that will drain when the system drops below 5 PSI. Initial supply of desiccant is included

Part No.	1071		
Component Description	Filter	Coalescing Filter	Desiccant Dryer
Component Part Number	1020-8	1037	1170
NPT	1/2"		
Bowl Type	Metal Bowl		
Bowl Capacity	6 oz		29 oz
Max Air Pressure	250 PSI		
Operating Temps	40°F to 160°F		
Maximum Air Flow	100 SCFM	37 SCFM	5-15 SCFM
Included Filter	40 Micron Bronze Sintered		
Sight Glass	No Sight Glass		YES
Drain Type	Automatic Overnight		N/A
Mounting Brackets	1163-21 (sold separately, pg 77)		

**1072 • 1072-2**



**1/2" Deluxe Desiccant Dryer System**

Not only dries the compressed air, but also removes dirt and oil. Each factory assembled system consists of the components listed below. Both filters are equipped with Milton® automatic overnight drains that will drain when the system drops below 5 PSI. Initial supply of desiccant is included

Part No.	1072			1072-2		
Component Description	Piggyback F-R	Coalescing Filter	Desiccant Dryer	Piggyback F-R	Coalescing Filter	Desiccant Dryer
Component Part Number	1111	1037	1170	1111	1037	1170-2
NPT	1/2"			1/2"		
Bowl Type	Metal Bowl			Metal Bowl		
Bowl Capacity	6 oz		1 Quart	6 oz		2 Quart
Relieving Model	0-160 PSI	N/A		0-160 PSI	N/A	
Max Air Pressure	250 PSI			250 PSI		
Operating Temps	40°F to 160°F			40°F to 160°F		
Maximum Air Flow	100 SCFM	37 SCFM	5-15 SCFM	100 SCFM	37 SCFM	15-25 SCFM
Included Filter	40 Micron Bronze Sintered			40 Micron Bronze Sintered		
Sight Glass	No Sight Glass		YES	No Sight Glass		YES
Drain Type	Automatic Overnight		N/A	Automatic Overnight		N/A
Mounting Brackets	1163-21 (sold separately, pg 77)					

AIR COUPLERS & PLUGS  
700/1700/1800 SERIES

DRIVEWAY SIGNALS  
800 SERIES

PRESSURE GAGES  
900 SERIES

F-R-Ls  
1000/1100 SERIES

TEST EQUIPMENT  
1200 SERIES

### DESICCANT DRYER SYSTEMS

1170-1 • 1170-8



#### Replacement Desiccant Charge

- For use with all Milton® desiccant dryers
- Easy to monitor: when color changes in the sight glass from dark blue to pink, then it is time to change or dry the desiccant
- To dry desiccant, remove from unit, bake at 275° for 3 hours

Part No.	Description
1170-1	1 Quart
1170-8	1 Gallon

s-1173 • s-1174 • 1174-7



#### Mini Disposable Air Line Desiccant Filter/Dryer

- Removes all traces of dirt, dust, water vapor, oil vapor
- Lightweight: 2 oz
- See-through non-metallic chemical resistant material
- Replace cartridge when desiccant beads turn to pink in color
- Max pressure: 125 PSI
- Max flow capacity: 15 SCFM
- Working temperature: 32°F to 130°F (0°C to 54°C)
- Size: 3¼" x 1½"

Bulk Part No.	Retail Part No.	Per Card	Description
1173BK	s-1173	1	Replacement Desiccant Dryer Cartridges (2pk)
	s-1174	1	Mini Air Station w/ Desiccant Dryer Cartridge

Part No.	Description
1174-7	Replacement Air Station Dial Pressure Gage (0-160) PSI

### COMPRESSOR OIL

1002-32 • 1002



#### High Performance Compressor Oil

- Provides exceptional wear, oxidation, and corrosion protection
- No-detergent formula minimizes foaming and separates from water easily
- For use in all oil-lubricated reciprocating air compressors
- Prevents formation of sludge and carbon deposits
- Works in cold down to -15°F (-26°C)

High Performance Conventional	
Part No.	Size (oz)
1002-32	32 (Qt)
1002	128 (Gal)

1002-32S • 1002S



#### Premium Full Synthetic Compressor Oil

All the performance of conventional compressor oil, plus...

- Even greater wear, oxidation, and corrosion protection
- Maximum prevention of sludge and carbon deposit formation
- Extreme all season low temperature performance down to -36°F (-38°C)

Premium Full Synthetic	
Part No.	Size (oz)
1002-32S	32 (Qt)
1002S	128 (Gal)

**AIR TOOL OIL**

**1001-4 • 1001-16  
1001-32 • 1001**



**High Performance Conventional Air Tool Oil**

- Lubricates & protects air tools
- Improves performance & extends tool life
- Specially formulated for use in air tools & lubricators
- Reduces corrosion and rust
- Prevents formation of sludge deposits
- No-synthetic, anti-foaming formula
- Works in cold down to -25°F (-32°C)

High Performance Conventional	
Part No.	Size (oz)
1001-4	4
1001-16	16 (Pint)
1001-32	32 (Qt)
1001	128 (Gal)

**1001-4B • 1001-16B**



**Eco-Friendly High Performance Air Tool Oil**

All the performance of conventional air tool oil, plus...

- Drastically reduces inhalation hazard compared to petroleum-based lubricants when air tools exhaust into your breathable space
- Eco-friendly, vegetable-based formula
- Works in cold down to -20°F (-29°C)

Eco-Friendly High Performance	
Part No.	Size (oz)
1001-4B	4
1001-16B	16 (Pint)

**1003-4**



**AIR TOOL CLEANER**

- Simply add to air tool inlet, allow 5 minutes to penetrate, run tool to remove excess cleaner, then re-lubricate
- Improves air tool performance
- Won't harm internal components and seals
- Makes old tools run like new again

Air Tool Cleaner	
Part No.	Size (oz)
1003-4	4

AIR COUPLERS & PLUGS  
700/1700/1800 SERIES

DRIVEWAY SIGNALS  
800 SERIES

PRESSURE GAGES  
900 SERIES

F-R-Ls  
1000/1100 SERIES

TEST EQUIPMENT  
1200 SERIES

A-B-C Dimensions	
For Piggyback F/R Trios, Dessicant	
<b>A</b> = Diameter of unit	
<b>B</b> = Distance between center of port to top of unit	
<b>C</b> = Distance between center of port to bottom of unit	
<b>B + C</b> = Total height	

### MICRO FILTER

SIZE	INLET PRES. (PSI)			Δ P
	50	75	100	
1/4"	36	40	45	5
3/8"	58	65	72	5
1/2"	80	90	100	5
3/4"	210	220	230	5
Poly				
3/4"	220	230	243	5
Metal				
1"	243	270	300	5

### COALESCING FILTER

SIZE	INLET PRES. (PSI)			Δ P
	50	75	100	
3/4"	95	100	105	2.5

### OIL REMOVING FILTER

SIZE	INLET PRES. (PSI)			Δ P
	50	75	100	
1/4"	21	24	27	2.5
1/2"	44	48	53	2.5
3/4"	166	170	174	2.5

### MINI FILTER

MODEL	INLET PRES. (PSI)			Δ P
	50	75	100	
s-1144	24	27	30	5
1144M	20	25	30	5

### REGULATORS

SIZE	INLET PRES. (PSI)		
	50	75	100
1/4"	50	50	50
3/8"	60	80	80
1/2"	80	100	100
3/4"	164	215	220
1"	190	240	240

### MINI-REGULATOR

MODEL	INLET PRES. (PSI)		
	50	75	100
ALL	20	28	28

ΔP means differential pressure or pressure drop across the unit.

## FRL MAXIMUM SCFM (STANDARD CUBIC FEET PER MINUTE) CHART

Charts below indicate maximum SCFM that FRLs can deliver and still provide maximum tool efficiency. Although ratings can be exceeded, the resulting increase in pressure drop may cause poor tool performance. Select an FRL that meets your SCFM requirements.

### FILTERS

Part No.	NPT	SCFM @ 50 PSI	SCFM @ 75 PSI	SCFM @ 100 PSI	Δ P
1018 / 1018-6 / 1018-8	1/4"	38	43	48	5
1019 / 1019-6 / 1019-8	3/8"	60	68	5	5
1020 / 1020-6 / 1020-8	1/2"	80	90	100	5
1022-8	3/4"	184	207	230	5
1022-10	3/4"	196	220	245	5
1037-8	3/4"	48	54	60	2.5
1120-8	1/2"	93	103	115	5
1122-8	1"	240	270	300	5
1035	1/4"	22	24	27	2.5
1036	1/2"	31	40	45	2.5
1037	3/4"	42	38	53	2.5
s-1144 / 1144M	1/4"	22	24	27	5
1144-2	1/8"	22	24	27	5

### REGULATORS

Part No.	NPT	SCFM @ 50 PSI	SCFM @ 75 PSI	SCFM @ 100 PSI
1113 / 1113-8	1/4"	50	50	50
1114 / 1114-8	3/8"	60	80	80
1115 / 1115-8	1/2"	80	100	100
1026 / 1026-8	3/4"	180	200	220
1027 / 1027-8	1"	210	230	250
s-1145 / S 1146	1/4"	23	25	25
1145-2	1/8"	23	25	25

Piggyback filter/regulators SCFM determined by regulator NPT size.

### LUBRICATORS

Part No.	NPT	SCFM @ 50 PSI	SCFM @ 75 PSI	SCFM @ 100 PSI	Δ P
1028 / 1028-8	1/4"	10	14	16	5
1029 / 1029-8	3/8"	60	70	82	5
1030 / 1030-8	1/2"	110	125	142	5
1031-8	1/2"	110	125	142	5
1131-9 / 1131-10	3/4"	110	125	142	5
1132-8	1"	130	145	175	5
S 1150 / 1150M	1/4"	12	14	16	5
1150-1	1/8"	12	14	16	5

**AIR TOOL SCFM CONSUMPTION CHART**

This chart is a reference only to estimate air consumption for typical air tools when operated with compressed air system or air line system

SCFM	Air Tool Description
4 to 7	Wire & terminal assembly tools
8 to 13	1/4" capacity air drills
8 to 13	1/4" square drive impact wrenches & nut runners
8 to 13	Air screwdrivers to 1" dia (16 ft/lbs)
8 to 13	Small automotive orbital sanders
9 to 14	Impact tools (3/8" square drive)
10 to 13	High speed small air die grinders
13 to 15	Foundry casting scalers
14 to 17	Impact wrenches (1/2" square drive)
14 to 29	Foundry sand tampers
15 to 20	Reciprocating files and reciprocating saws
19 to 20	Impact tools (5/8" square drive)
21 to 23	Air screwdrivers (to 23 ft/lbs)
22 to 34	Impact tools (3/4" square drive)
23 to 35	Foundry casting cleaners
25 to 27	Standard back fill tampers
24 to 30	Horizontal 2" small air grinders
27 to 32	Foundry casting chippers
34 to 60	Impact tools (1" square drive)
36 to 39	Medium cup brush wheel grinders (7" wheel) 1 HP
35 to 40	Disc sanders (7") 1 HP
39 to 42	Medium duty (4" wheel) horizontal grinders
48 to 65	Heavy duty (6" wheel) horizontal grinders
60 to 65	Large cup brush wheel vertical grinder (7" wheel) 2 HP

**F-R-L APPLICATION CHART**

For peak performance and maximum service life use this chart to match the correct Milton® filter, regulator or lubricator with the size of the air compressor

COMPRESSOR HP/SCFM*	FILTERS	REGULATORS	LUBRICATORS
1 HP, 4 SCFM 2 HP, 9 SCFM	1018, 1018-6, 1018-8, 1144-2, s-1144, 1144M, 1035	1113, 1113-8, s-1145, s-1146, 1145-2	1028, 1028-8, s-1150, 1150M, 1150-1
3 HP, 13 SCFM	1018, 1018-6, 1018-8, 1035	1113, 1113-8	1028, 1028-8
5 HP, 22 SCFM	1019, 1019-6, 1019-8, 1036	1114, 1114-8	1029, 1029-8
7.5 HP, 33 SCFM	1019, 1019-6, 1019-8, 1020, 1020-6, 1020-8, 1120-8, 1037	1114, 1114-8, 1115, 1115-8	1029, 1029-8, 1030, 1030-8, 1031-8
10 HP, 45 SCFM	1020, 1020-6, 1020-8, 1120-8, 1037	1115, 1115-8	1030, 1030-8, 1031-8
15 HP, 67 SCFM 20 HP, 90 SCFM	1120-8, 1122-8	1115, 1115-8	1031-8
25 HP, 112 SCFM	1022-8, 1022-10, 1037-8	1026, 1026-8	1131-9, 1131-10
50 HP, 225 SCFM	1122-8	1027, 1027-8	1132-8

\* HP = Horsepower  
SCFM = Standard Cubic Feet per Minute

AIR COUPLERS & PLUGS  
700/1700/1800 SERIES  
  
 DRIVEWAY SIGNALS  
800 SERIES  
  
 PRESSURE GAGES  
900 SERIES  
  
 F-R-Ls  
1000/1100 SERIES  
  
 TEST EQUIPMENT  
1200 SERIES

### AIR COMPRESSOR ACCESSORIES

1051-2 • 1051-3



1051-2  
1051-3

#### Compressor Filter Housings

- Made from high-impact, chemical resistant plastic
- Engineered to function with no vibration noise
- Top has a ribbed steel reinforcing plate, base is welded steel with protective epoxy coating
- Housing only, filter sold separately

Part No.	NPT	Feature
1051-2	3/4"	3 Tube Silencer
1051-3	1"	5 Tube Silencer

1052-1 • 1052-2  
1052-3 • 1053-2



1052-1



1052-2



1052-3



1053-2

#### Compressor Filters

Part No.	Filter Type	ID	OD	Height
1052-1	Paper	1 1/8"	2 1/4"	2 1/4"
1052-2				2 5/16"
1052-3				4 3/4"
1053-2	Cloth			2 5/16"

s-1060 • s-1062



s-1060  
s-1062

#### Compressor Pressure Switches

- Combination terminals can be used with quick connects or standard screw terminals
- Auto-off disconnect lever and rotating unloader valve for applications requiring these modifications
- Four 1/4" NPT female port manifold complete with plugs
- UL listed, CSA certified
- Furnas universal pressure switches are suitable to replace pressure switches on compressors up to:

Part No.	Max Pressure Range
s-1060	95-125 PSI
s-1062	140-175 PSI

- 2 HP @ 120V 1-phase
- 3 HP @ 240V 1-phase
- 5 HP @ 240V 3-phase

NOTE: Compressor switches are not adjustable

### PNEUMATIC TOOL ACCESSORIES

s-1086-14 • s-1086-18  
s-1086-19 • s-1086-20  
s-1086-21 • s-1086-38  
s-1086-50

#### Silencers

- For use on exhaust ports on pneumatic valves and tools
- Quick and inexpensive way to reduce work area noise
- Features a 50-mesh self-cleaning, stainless steel screen



Plastic Silencers

Part No.	Port Size
s-1086-14	1/4"
s-1086-38	3/8"
s-1086-50	1/2"



Aluminum Silencers

Part No.	Port Size
s-1086-18	1/8"
s-1086-19	1/4"
s-1086-20	3/8"
s-1086-21	1/2"



**PNEUMATIC TOOL ACCESSORIES (cont)**

**1086-M • 1086-2 • 1086-4  
1086-6 • 1086-8 • 1086-12A  
1086-16A • 1086-20A  
1086-24A**



1086-M 1086-12A  
1086-2 1086-16A  
1086-4 1086-20A  
1086-6 1086-24A  
1086-8

**Pneumatic Exhaust Mufflers**

- Muffler-filters use a porous sintered bronze, bonded to a copper plated steel pipe threaded fitting
- 40 micron exhaust mufflers diffuse air and muffle noise from exhaust ports of air tools, cylinders and valves to an acceptable OSHA noise requirements
- Maximum operating pressure: 150 PSI
- Maximum air flow: 20 SCFM @ 100 PSI
- Operating temperature: 40°F to 300°F

Boxed Part No.	Bulk Part No.	Retail Part No.	Per Card	NPT	Length	Diameter	Weight (lbs)
1086-M	1086-MBK			10-32 UNF	45/64"	5/16"	0.01
1086-2	1086-2BK	s-1086-2	1	1/8"	1 1/8"	7/16"	0.02
1086-4	1086-4BK	s-1086-4	1	1/4"	1 3/8"	9/16"	0.04
1086-6	1086-6BK	s-1086-6	1	3/8"	1 1/2"	11/16"	0.05
1086-8	1086-8BK			1/2"	1 7/8"	7/8"	0.10
1086-12A	1086-12ABK			3/4"	2 1/4"	1 1/16"	0.18
1086-16A	1086-16ABK			1"	2 7/8"	1 5/16"	0.34
1086-20A	1086-20ABK			1 1/4"	3 1/4"	1 11/16"	0.62
1086-24A	1086-24ABK			1 1/2"	3 11/16"	2"	0.88

**NEW**

**1087-2 • 1087-4 • 1087-6  
1087-8 • 1087-12 • 1087-16  
1087-2HF • 1087-4HF  
1087-6HF • 1087-8HF**



1087-2 1087-2HF  
1087-4 1087-4HF  
1087-6 1087-6HF  
1087-8 1087-8HF  
1087-12  
1087-16

**Speed Control Exhaust Mufflers**

**NEW**

- Complete operating safety. 40 micron, sintered bronze sleeve is held securely and protected via integrated shroud
- Provides unlimited capability of controlling air flow at safe and reduced sound levels on exhaust ports of air valves
- Linear adjustable to the speed of an operating cylinder and air tool. Can be increased or decreased with the adjusting screw, then locked in place via lock nut
- Operating temperature: 35°F to 300°F

Boxed Part No.	Bulk Part No.	NPT	Type	Max Adjustable SCFM	Length	Hex	Weight (lbs)
1087-2	1087-2BK	1/8"	Standard	20	1 5/16"	1/2"	0.07
1087-4	1087-4BK	1/4"		30	1 9/16"	9/16"	0.09
1087-6	1087-6BK	3/8"		40	1 5/8"	11/16"	0.14
1087-8	1087-8BK	1/2"		60	2"	7/8"	0.25
1087-12	1087-12BK	3/4"		70	2 3/8"	1 1/16"	0.42
1087-16	1087-16BK	1"		100	2 1/2"	1 5/16"	0.56
1087-2HF	1087-2HFBK	1/8"	Hi Flow	30	1 9/16"	9/16"	0.09
1087-4HF	1087-4HFBK	1/4"		40	1 5/8"	11/16"	0.14
1087-6HF	1087-6HFBK	3/8"		60	2"	7/8"	0.25
1087-8HF	1087-8HFBK	1/2"		70	2 3/8"	1 1/16"	0.42

**1088-2 • 1088-4 • 1088-6  
1088-8 • 1088-12  
1088-16 • 1088-24**



1088-2 1088-12  
1088-4 1088-16  
1088-6 1088-24  
1088-8

**Breather Vents**

- Offer vacuum relief or pressure equalization on gear boxes, oil tanks or reservoirs
- Prevents dirt and particles from entering open ports
- 40 micron units have standard pipe thread for quick assembly or removal
- Maximum operating pressure: 150 PSI
- Operating temperature: 35°F to 300°F

Boxed Part No.	Retail Part No.	Per Card	NPT	Length	Diameter	Weight (lbs)
1088-2			1/8"	7/16"	7/16"	0.01
1088-4	s-1088-4	1	1/4"	5/8"	9/16"	0.02
1088-6	s-1088-6	1	3/8"	3/4"	11/16"	0.04
1088-8	s-1088-8	1	1/2"	7/8"	7/8"	0.06
1088-12			3/4"	1"	1 1/16"	0.10
1088-16			1"	1 5/16"	1 5/16"	0.23
1088-24			1 1/2"	1 1/2"	2"	0.56

**NEW**

AIR COUPLERS & PLUGS  
700/1700/1800 SERIES

DRIVEWAY SIGNALS  
800 SERIES

PRESSURE GAGES  
900 SERIES

F-R-Ls  
1000/1100 SERIES


TEST EQUIPMENT  
1200 SERIES

# 1000/1100 SERIES

## TOOL & COMPRESSOR OILS, MINI F-R-Ls, FILTERS, REGULATORS, LUBRICATORS, COMPRESSOR ACCESSORIES

AIR COUPLERS & PLUGS  
700/1700/1800 SERIES

1090-70 • 1090-125  
1090-150 • 1090-200



1090-70  
1090-125  
1090-150  
1090-200

### ASME Safety Valves

- Manufactured to ASME standards and certified by the National Board of Boiler and Pressure Vessel Inspectors
- Bubble tight to 10% of set pop-off pressure
- Interchangeable with all other ASME valves of same size and pressure
- Valve resets after pressure drops 50%
- Overall length: 2"

Boxed Part No.	Retail Part No.	Per Card	Male NPT	Pop-off Pressure	Air Flow
1090-70	s-1090-70	1	1/4"	70 PSI	70 SCFM
1090-125	s-1090-125	1		125 PSI	120 SCFM
1090-150	s-1090-150	1		150 PSI	140 SCFM
1090-200	s-1090-200	1		200 PSI	170 SCFM

DRIVEWAY SIGNALS  
800 SERIES

1091 • 1091-1 • 1091-2  
1092-1 • 1092-2



1091  
1091-1  
1091-2



1092-1  
1092-2

### Compressor Tank Check Valves

- Used in compressor tanks to prevent air volume and pressure from escaping back into compressor heads while the compressor is not operating
- Brass body with Teflon poppet
- 1/8" NPT side port for pressure switch application
- 3/4" valves include a built-in dash pot for improved poppet life
- Maximum working pressure: 450 PSI
- Maximum temperature: 400°F

Boxed Part No.	Retail Part No.	Per Card	Tank Bung Hole Size (Male)	Compressor Air Line Size	Air Line Type	SCFM
1091	s-1091	1	1/2"	3/8"	Tube Compression	20
1091-1	s-1091-1	1		1/2"		
1091-2	s-1091-2	1	3/4"	3/4"	Male	30
1092-1	s-1092-1	1	1/2"	1/2"	Female	20
1092-2	s-1092-2	1	3/4"	3/4"		30

PRESSURE GAGES  
900 SERIES

1093-4 • 1093-8  
1093-12



1093-4  
1093-8  
1093-12


### Air/Water/Oil In-Line Check Valves

- Designed for piped systems to prevent bleed-back of pressure/material into supply system
- Cast brass body with stainless steel spring and Teflon poppet
- 1/8" plugged tap for a gage or pressure switch
- Valve opens at 3 PSI
- Maximum operating pressure: 250 PSI
- Maximum operating temperature: 450°F

Boxed Part No.	Retail Part No.	Per Card	Female x Female (NPT)	Length	Flow Rate
1093-4	s-1093-4	1	1/4"	1 3/4"	12 SCFM
1093-8	s-1093-8	1	1/2"	2 1/2"	38 SCFM
1093-12	s-1093-12	1	3/4"		60 SCFM

F-R-Ls  
1000/1100 SERIES

1094-4 • 1094-6 • 1094-8  
1094-12 • 1094-16



1094-4  
1094-6  
1094-8  
1094-12  
1094-16

### Full Port Brass Ball Valves

- High capacity ball valves are designed for use with compressed air, water or oil to isolate segments of the system without disrupting service to the rest of the system
- All brass body with plated steel ball, Teflon seals, plated 1/4 turn handles
- Maximum working pressure (air/water/oil): 400 PSI
- Maximum working pressure -steam: 150 PSI
- Temperature: - 20°F to 350°F

Boxed Part No.	Retail Part No.	Per Card	Female x Female (NPT)	Body Length	Max Pressure @ 210°F
1094-4	s-1094-4	1	1/4" x 1/4"	2"	280 PSI
1094-6	s-1094-6	1	3/8" x 3/8"		260 PSI
1094-8	s-1094-8	1	1/2" x 1/2"	2 5/16"	250 PSI
1094-12	s-1094-12	1	3/4" x 3/4"	2 7/16"	220 PSI
1094-16	s-1094-16	1	1" x 1"	3"	190 PSI

TEST EQUIPMENT  
1200 SERIES

**1095-75-9 • 1095-125  
1095-150**



1095-75-9  
1095-125  
1095-150

**Non-Coded Safety Relief Valves**

- Valves are constructed of the same materials as our ASME safety valves, but are not national board certified and cannot be used on applications requiring ASME components
- Valves are equipped with a lift ring for instant relief and are staked at the factory at the preset pop-off pressure
- Valve resets after pressure drops 50

Boxed Part No.	Female x Female (NPT)	Pop-off Pressure	Length
1095-75-9		75 PSI	1 9/16"
1095-125	1/4"	125 PSI	1 5/8"
1095-150		150 PSI	

**WARNING:** These valves are not to be used on compressors with a capacity over 15 SCFM or 3 HP or 10 gallon storage tank

**1097-6 • 1097-8  
1098-4 • 1098-6**



1097-6  
1097-8



1098-4  
1098-6

**Load Genies**

A load genie is a combination un-loader and check valve. Unloads discharge manifold in either vertical or horizontal position of any compressor when compressor cycles and flow stops. Efficient, quiet, economical and eliminates tubing/fittings of conventional pressure switch un-loader

- Maximum working pressure: 250 PSI
- Maximum recommended compressor speed: 400 RPM
- Maximum recommended temp: 450°F

Boxed Part No.	Retail Part No.	Per Card	Inlet	Outlet
1097-6	s-1097-6	1	3/8" OD Compression	1/4" NPT Male
1097-8	s-1097-8	1	1/2" OD Compression	3/8" NPT Male
1098-4			1/4" NPT Female	1/4" NPT Male
1098-6			3/8" NPT Female	3/8" NPT Male

**1139-1 • 1139-2 • 1139-3**



1139-1  
1139-2



1139-3

**Electronic Compressor Tank Drains**

- Attaches to air compressors to automatically drain water from tanks to deliver dry air to air tools and pneumatic equipment
- Two 2-way direct-acting valves with manual test switch
- Separate adjustments for interval and duration
- Includes Y-strainer to trap large debris and sludge

Part No.	1139-1	1139-2
NPT	1/4"	1/2"
Max Working Pressure	230 PSI	
Manual Override	YES	
Operating Temps	40°F to 140°F	
Power Cord	6.5 Feet	

Adjustable cycle time: 0.5-4.5 minutes  
Adjustable drain time: 0.5-10 seconds

Part No.	1139-3
NPT	1/4"
Max Working Pressure	200 PSI
Manual Override	YES
Operating Temps	40°F to 140°F
Power Cord	6 Feet

AIR COUPLERS & PLUGS  
700/1700/1800 SERIES

DRIVEWAY SIGNALS  
800 SERIES

PRESSURE GAGES  
900 SERIES

F-R-Ls  
1000/1100 SERIES

TEST EQUIPMENT  
1200 SERIES

**MODULAR F-R-L ACCESSORIES**

**s-1163-3**



s-1163-3

**Modular Connector Insert**

- One size works with all NPT ports
- Modular design allows for ease of component connection and replacement
- Easily connects all standard Milton® FRL components (will not work with ExelAir™ FRL components)

Part No.	Port Size
s-1163-3	One Size Fits All

### MODULAR F-R-L ACCESSORIES (cont)

s-1163-4 • s-1163-5  
s-1163-6



s-1163-4  
s-1163-5  
s-1163-6

### OSHA 3-Way Lockout Valves

- Exhausts downstream pressure when closed
- Safety gate can be locked closed to prevent accidental air flow

Part No.	Port Size
s-1163-4	1/4"
s-1163-5	3/8"
s-1163-6	1/2"

s-1163-7



s-1163-7

### Modular Replacement O-Rings

- Replace worn or damaged rings in diverters, connector inserts, pipe ports and OSHA lockout valves
- Includes grease packet (will not work with ExelAir™ FRL components)

Part No.	Port Size
s-1163-7	One Size Fits All

s-1163-8 • s-1163-9  
s-1163-10 • s-1163-11



s-1163-9

### Modular Pipe Ports

- For inlet and outlet ports
- Easily connect threaded connections to FRL components

Part No.	Port Size
s-1163-8	1/4"
s-1163-9	3/8"
s-1163-10	1/2"
s-1163-11	3/4"

s-1163-2 • s-1163-12  
s-1163-13



s-1163-13



s-1163-2

### Modular Air Diverters

#### Inboard Diverters

Branches filtered air to other locations, by bypassing lubricator (especially for paint applications)

Part No.	Port Size
s-1163-12	1/4"
s-1163-13	3/8"

#### Outboard Diverter

Attaches to outlet port and diverts filtered air to other outlets

Part No.	Port Size
s-1163-2	1/4"

1180-1 • 1180-2



1180-1  
1180-2

### Automatic Condensate Drains

- Continuously drains accumulated water and oil from drain lines, receiver tanks, condensate drop-legs and filters
- Equipped with top-threaded port to receive drop-leg air lines
- Protective stainless steel screen with umbrella baffle

Length: 6 1/2" x width: 2 3/4"  
Weight: 1 lb

Boxed Part No.	Retail Part No.	Per Card	NPT	Bowl Type	Max Air Pressure	Operating Temp	Drain Type
1180-1			1/4"	Metal Bowl	175 PSI	40°F to 140°F	Automatic Float
1180-2	s-1180-2	1	1/2"				

1210



1210

**SEMI-TRAILER AIR BRAKE TESTING TOOL**

- Provides connection of air lines to the service and emergency brake lines of the semi-trailer for brake testing when separated from truck/tractor
- Glad-hand coupler for quick connection
- Cushioned grip with shut-off valve

Retail Part No.	Per Card	Description
1210	1	Semi-Trailer Air Brake Testing Tool

1235



1235


**6-24 VOLT LED CIRCUIT TESTER**

- Micro-sharp tip for easy wire piercing
- 6-24 volt range
- LED indicator light

Retail Part No.	Per Card	Description
s-1235	1	6-24 Volt LED Circuit Tester

**COMPRESSION TESTERS**

1251 • 1251-2



s-1251

1251-2

**Deluxe Compression Tester**

- Ideal for testing cylinder head compressions
- Deluxe tester includes 14mm long reach adapter and spare valve core
- Double fiber braided neoprene hydraulic hose
- Composite metric scale reads in both PSI and metric ranges

Boxed Part No.	Retail Part No.	Per Card	Description	PSI	kPa	kg/ cm <sup>2</sup>	Bar
	s-1251	1	Deluxe Compression Tester	0-300	0-2100	0-21	0-21
1251-2			Replacement Valve Core (for All Compression Testers)				

1253



s-1253

1253-1

**Hand Held Compression Tester**

- Great tool for checking cylinder head compression
- Hand held tester fits spark plug holes 10mm to 7/8"
- Not for use with a standard valve core
- Perfect for spark plug holes

Boxed Part No.	Retail Part No.	Per Card	Description	PSI	kPa	kg/ cm <sup>2</sup>	Bar
	s-1253	1	Hand Held Compression Tester	0-300	0-2100	0-21	0-21
1253-1			Replacement Rubber Nose Core				

AIR COUPLERS & PLUGS  
700/1700/1800 SERIES

DRIVEWAY SIGNALS  
800 SERIES

PRESSURE GAGES  
900 SERIES

F-R-LS  
1000/1100 SERIES

TEST EQUIPMENT  
1200 SERIES

### COMPRESSION TESTERS (cont)

1255



s-1255

#### Diesel Compression Tester

- Measures cylinder pressure on diesel equipped cars and trucks
- Kwik change coupler permits fast threading in hard to reach openings
- Diesel tester includes release valve for instant venting
- Not for use with a standard valve core

Boxed Part No.	Retail Part No.	Per Card	Description	PSI	kPa	kg/ cm <sup>2</sup>	Bar
s-1255	1	1	0-1000	0-7000	0-70	0-70	0-21

1257



s-1257

#### Cylinder Leakage Tester

- Works with shop air quickly spotting bad valves, worn rings, cracked cylinder walls and blown gaskets
- Compatible with standard leakage testers
- Will fit almost all engines with combination 14mm and 18mm adapter units

Retail Part No.	Per Card	Description
s-1257	1	Cylinder Leakage Tester
NOTE: Replacement parts not available		

1260



1260

#### 6V & 12V BATTERY, STARTER & CHARGING SYSTEM TESTER

- All of the battery testing specifications you need are printed on the dial. Nothing to look up!
- Lightweight and portable with built-in handle
- Durable metal housing with storage lugs for tester clamps

Retail Part No.	Per Card	Housing	AMPs	12 Second Cut-off
1260	1	Black Powder Coating	100	No
1260M	1	Chrome Nickel Plated	120	YES
NOTE: Replacement parts not available				



1260M

**CAM & GROOVE COUPLERS**


• For industrial, fleet and mining applications

Material Size	3/4"	1"	1 1/4"	1 1/2"	2"	2 1/2"	3"	4"	6"
Aluminum PSI	250	250	250	250	250	150	125	100	75
Polypropylene PSI	125	125	100	100	100		75		

**2001 • 2002  
2101 • 2102**

**Type A Adapters**  
Female NPT x Male Adapter

Size	Aluminum Part No.	Polypropylene Part No.
3/4" FNPT x 1 1/4" M Adapter	2001-1	2101-1
1" FNPT x 1 1/2" M Adapter	2001-2	2101-2
1 1/4" FNPT x 2 1/8" M Adapter	2001-3	2101-3
1 1/2" FNPT x 2 1/8" M Adapter	2001-4	2101-4
2" FNPT x 2 1/2" M Adapter	2001-5	2101-5
2 1/2" FNPT x 2 7/8" M Adapter	2001-6	
3" FNPT x 3 5/8" M Adapter	2001-7	2101-7
4" FNPT x 4 3/4" M Adapter	2001-8	
6" FNPT x 6 7/8" M Adapter	2001-9	




2001

2101

**Type B Couplers**  
Female Coupler x Male NPT

Size	Aluminum Part No.	Polypropylene Part No.
1 1/4" F Coupler x 3/4" MNPT	2002-1	2102-1
1 1/2" F Coupler x 1" MNPT	2002-2	2102-2
2 1/8" F Coupler x 1 1/4" MNPT	2002-3	2102-3
2 1/8" F Coupler x 1 1/2" MNPT	2002-4	2102-4
2 1/2" F Coupler x 2" MNPT	2002-5	2102-5
2 7/8" F Coupler x 2 1/2" MNPT	2002-6	
3 5/8" F Coupler x 3" MNPT	2002-7	2102-7
4 3/4" F Coupler x 4" MNPT	2002-8	
6 7/8" F Coupler x 6" MNPT	2002-9	




2002

2102

**2003 • 2004  
2103 • 2104**

**Type C Couplers**  
Female Coupler x Male Hose Barb

Size	Aluminum Part No.	Polypropylene Part No.
1 1/4" F Coupler x 3/4" Barb	2003-1	2103-1
1 1/2" F Coupler x 1" Barb	2003-2	2103-2
2 1/8" F Coupler x 1 1/4" Barb	2003-3	2103-3
2 1/8" F Coupler x 1 1/2" Barb	2003-4	2103-4
2 1/2" F Coupler x 2" Barb	2003-5	2103-5
2 7/8" F Coupler x 2 1/2" Barb	2003-6	
3 5/8" F Coupler x 3" Barb	2003-7	2103-7
4 3/4" F Coupler x 4" Barb	2003-8	
6 7/8" F Coupler x 6" Barb	2003-9	




2003

2103

**Type D Couplers**  
Female Coupler x Female NPT

Size	Aluminum Part No.	Polypropylene Part No.
1 1/4" F Coupler x 3/4" FNPT	2004-1	2104-1
1 1/2" F Coupler x 1" FNPT	2004-2	2104-2
2 1/8" F Coupler x 1 1/4" FNPT	2004-3	2104-3
2 1/8" F Coupler x 1 1/2" FNPT	2004-4	2104-4
2 1/2" F Coupler x 2" FNPT	2004-5	2104-5
2 7/8" F Coupler x 2 1/2" FNPT	2004-6	
3 5/8" F Coupler x 3" FNPT	2004-7	2104-7
4 3/4" F Coupler x 4" FNPT	2004-8	
6 7/8" F Coupler x 6" FNPT	2004-9	



2004

2104

CAM & GROOVE  
2000/2100 SERIES

PUSH-TO-CONNECT  
2200 SERIES

HOSE REELS  
2700 SERIES

THE BRAKE RELEASE®  
2800 SERIES

GREASE GUNS  
3100/3200 SERIES

# 2000/2100 SERIES

## CAM & GROOVE COUPLERS

2005 • 2006  
2105 • 2106

### Type E Adapters

Male Adapter x Male Hose Barb

Size	Aluminum Part No.	Polypropylene Part No.
1 1/4" M Adapter x 3/4" Barb	2005-1	2105-1
1 1/2" M Adapter x 1" Barb	2005-2	2105-2
2 1/8" M Adapter x 1 1/4" Barb	2005-3	2105-3
2 1/8" M Adapter x 1 1/2" Barb	2005-4	2105-4
2 1/2" M Adapter x 2" Barb	2005-5	2105-5
2 7/8" M Adapter x 2 1/2" Barb	2005-6	
3 5/8" M Adapter x 3" Barb	2005-7	2105-7
4 3/4" M Adapter x 4" Barb	2005-8	
6 7/8" M Adapter x 6" Barb	2005-9	



2005



2105

### Type F Adapters

Male Adapter x Male NPT

Size	Aluminum Part No.	Polypropylene Part No.
1 1/4" M Adapter x 3/4" MNPT	2006-1	2106-1
1 1/2" M Adapter x 1" MNPT	2006-2	2106-2
2 1/8" M Adapter x 1 1/4" MNPT	2006-3	2106-3
2 1/8" M Adapter x 1 1/2" MNPT	2006-4	2106-4
2 1/2" M Adapter x 2" MNPT	2006-5	2106-5
2 7/8" M Adapter x 2 1/2" MNPT	2006-6	
3 5/8" M Adapter x 3" MNPT	2006-7	2106-7
4 3/4" M Adapter x 4" MNPT	2006-8	
6 7/8" M Adapter x 6" MNPT	2006-9	



2006



2106

2007 • 2008  
2107 • 2108

## CAM & GROOVE DUST CAPS & PLUGS

### Type DC Dust Caps

Size	Aluminum Part No.	Polypropylene Part No.
3/4"	2007-1	2107-1
1"	2007-2	2107-2
1 1/4"	2007-3	
1 1/2"	2007-4	2107-4
2"	2007-5	2107-5
2 1/2"	2007-6	
3"	2007-7	2107-7
4"	2007-8	
6"	2007-9	



2007



2107

### Type DP Dust Plugs

Size	Aluminum Part No.	Polypropylene Part No.
3/4"	2008-1	2108-1
1"	2008-2	2108-2
1 1/4"	2008-3	
1 1/2"	2008-4	2108-4
2"	2008-5	2108-5
2 1/2"	2008-6	
3"	2008-7	2108-7
4"	2008-8	
6"	2008-9	



2008



2108

2009 • 2010

## CAM & GROOVE COUPLING REPAIR PARTS

ALUMINUM & POLYPROPYLENE

### Camlock Washers



2009

Size	Polypropylene Part No.
3/4"	2009-1
1"	2009-2
1 1/4"	2009-3
1 1/2"	2009-4
2"	2009-5
2 1/2"	2009-6
3"	2009-7



2010

### Camlock Handles

Size	Aluminum Part No.
3/4"	2010-1
1"	2010-2
1 1/4"	2010-3
1 1/2"	2010-4

CAM & GROOVE  
2000/2100 SERIES

PUSH-TO-CONNECT  
2200 SERIES

HOSE REELS  
2700 SERIES

THE BRAKE RELEASE®  
2800 SERIES

GREASE GUNS  
3100/3200 SERIES



**PUSH-TO-CONNECT  
NYLON TUBE FITTINGS**

- Easy push-in/one touch mechanism - no gluing!
- Allow for maximum air flow and faster connection than standard compression fittings
- Tee and elbow fittings pivot 360° for installation ease
- For use with Milton® "PUVEX", nylon, polyurethane or low and high density polyethylene tubing
- Push to connect fitting with 5/16" tube OD also fits 8 mm metric tube OD

Material	Max. Temperature at Installation	Max. Working Pressure	Seals
Nylon	32°F to 140°F	150 PSI	Buna-N

**2200 • 2202**

**Male Connector**



Boxed Part No.	Retail Part No.	Per Card	Tube OD	NPT
2200-1				10"-32
2200-2	s-2200-2	1	1/4"	1/8"
2200-3	s-2200-3	1		1/4"
2200-4	s-2200-4	1		3/8"
2200-5			5/16"	1/8"
2200-6				1/4"
2200-8	s-2200-8	1	3/8"	1/8"
2200-9	s-2200-9	1		1/4"
2200-10	s-2200-10	1		3/8"
2200-11				1/2"
2200-12				1/4"
2200-13			1/2"	3/8"
2200-14				1/2"

**Male Swivel Elbow**



Boxed Part No.	Retail Part No.	Per Card	Tube OD	NPT
2202-1				10"-32
2202-2	s-2202-2	1	1/4"	1/8"
2202-3	s-2202-3	1		1/4"
2202-4	s-2202-4	1		3/8"
2202-5			5/16"	1/8"
2202-6				1/4"
2202-9	s-2202-9	1	3/8"	1/4"
2202-10	s-2202-10	1		3/8"
2202-11	s-2202-11	1		1/2"
2202-12				1/4"
2202-13			1/2"	3/8"
2202-14				1/2"

**2203 • 2204**

**Extended Male Swivel Elbow**



Boxed Part No.	Tube OD	NPT
2203-1		1/8"
2203-2	1/4"	1/4"
2203-3		3/8"
2203-7		1/4"
2203-8	3/8"	3/8"
2203-9		1/2"
2203-10		1/4"
2203-11	1/2"	3/8"
2203-12		1/2"

**Male Swivel Branch Tee**



Boxed Part No.	Tube OD	NPT
2204-1		1/8"
2204-2	1/4"	1/4"
2204-3		3/8"
2204-7		1/4"
2204-8	3/8"	3/8"
2204-9		1/2"
2204-10		1/4"
2204-11	1/2"	3/8"
2204-12		1/2"

CAM & GROOVE  
2000/2100 SERIES

PUSH-TO-CONNECT  
2200 SERIES

HOSE REELS  
2700 SERIES

THE BRAKE RELEASE®  
2800 SERIES

GREASE GUNS  
3100/3200 SERIES

# 2200 SERIES

## PUSH-TO-CONNECT

CAM & GROOVE  
2000/2100 SERIES

PUSH-TO-CONNECT  
2200 SERIES

HOSE REELS  
2700 SERIES

THE BRAKE RELEASE®  
2800 SERIES

GREASE GUNS  
3100/3200 SERIES

### 2205 • 2206

#### Male Swivel Run Tee



2205

Boxed Part No.	Tube OD	NPT
2205-1		1/8"
2205-2	1/4"	1/4"
2205-3		3/8"
2205-7		1/4"
2205-8	3/8"	3/8"
2205-9		1/2"
2205-10		1/4"
2205-11	1/2"	3/8"
2205-12		1/2"

#### Male Swivel "Y" Connector



2206

Boxed Part No.	Tube OD	NPT
2206-1		1/8"
2206-2	1/4"	1/4"
2206-3		3/8"
2206-7		1/4"
2206-8	3/8"	3/8"
2206-9		1/2"
2206-10		1/4"
2206-11	1/2"	3/8"
2206-12		1/2"

### 2207 • 2209

#### Straight Union



2207

Boxed Part No.	Retail Part No.	Per Card	Tube OD
2207-1	s-2207-1	1	1/4"
2207-2			5/16"
2207-3	s-2207-3	1	3/8"
2207-4			1/2"

#### Elbow Union



2209

Boxed Part No.	Retail Part No.	Per Card	Tube OD
2209-1	s-2209-1	1	1/4"
2209-2			5/16"
2209-3	s-2209-3	1	3/8"
2209-4			1/2"

### 2210 • 2211

#### "Tee" Union



2210

Boxed Part No.	Retail Part No.	Per Card	Tube OD
2210-1	s-2210-1	1	1/4"
2210-2			5/16"
2210-3	s-2210-3	1	3/8"
2210-4			1/2"

#### "Y" Union



2211

Boxed Part No.	Tube OD
2211-1	1/4"

### 2212 • 2213 • 2214

#### Straight Union - Speed/Flow Control



2212

Boxed Part No.	Tube OD
2212-1	1/4"
2212-2	5/16"
2212-3	3/8"



2213



2214

#### Flow Control

Meter-In Part No.	Meter-Out Part No.	Tube OD	NPT
2213-1	2214-1		1/8"
2213-2	2214-2	1/4"	1/4"
2213-3	2214-3		3/8"
2213-6	2214-6		1/4"
2213-7	2214-7	3/8"	3/8"
2213-8	2214-8		1/2"
	2214-9	1/2"	

2760-50D • 2780-50D



2760-50D



2780-50D

**DUAL ARM AUTO-RETRACTING AIR HOSE REELS**

- Keeps excess hose safely out of walkways, and neatly organized in shops and garages
- Rugged steel frame w/ dual arm construction resists twisting and bending better than single arm hose reel designs
- Powder-coated frame and reel resist chipping and wear
- EPDM rubber air hose w/ 4-finger bend restrictor end stays flexible in cold and resists kinking, cracking, abrasion, and chemicals
- Solid nylon guide rollers for easy operation at any angle
- Easy-to-install mounting plate
- 300 PSI maximum working pressure



RUGGED DUAL ARM FRAME  
RESISTS TWISTING AND BENDING

Boxed Part No.	Hose ID	Hose Length	Hose Inlet (F)	Hose Outlet (M)	Maximum Air Flow
2760-50D	3/8"	50'	1/4" NPT	1/4" NPT	25 SCFM
2780-50D	1/2"		1/2" NPT	1/2" NPT	50 SCFM

2760-50D • 2780-50D



2760-6LH

**LEADER HOSES**

- Leader hose connects hose reel to air supply
- Comes in 3 and 6 foot lengths

Boxed Part No.	Hose ID	Hose Length	NPT	Fits Models
2760-3LH	3/8"	3'	1/4"	2760-50D
2760-6LH		6'		
2780-3LH	1/2"	3'	1/2"	2780-50D
2780-6LH		6'		

2760-3LH • 2760-6LH  
2780-3LH • 2780-6LH

**REPLACEMENT BALL STOPS**

- Replaces worn ball stops for 2760-50D & 2780-50D hose reels

Boxed Part No.	Hose OD	Fits Hose Reel
P2761	3/8"	2760-50D
P2781	1/2"	2780-50D

CAM & GROOVE  
2000/2100 SERIES

PUSH-TO-CONNECT  
2200 SERIES

HOSE REELS  
2700 SERIES

THE BRAKE RELEASE®  
2800 SERIES

GREASE GUNS  
3100/3200 SERIES

CAM & GROOVE  
2000/2100 SERIES

PUSH-TO-CONNECT  
2200/2300/2500 SERIES

HOSE REELS  
2700 SERIES

THE BRAKE RELEASER®  
2800 SERIES

GREASE GUNS  
3100/3200 SERIES

# *The Brake Releaser*®

## RELEASE FROZEN TRAILER BRAKES IN MINUTES...NOT HOURS!

**The safe & easy way to release frozen air brake lines**

The Brake Releaser® by Milton® is designed to dissolve ice crystals in air brake lines

It can be used to release already frozen brakes and can pre-treat trailers to reduce the risk of frozen air brake lines

Great for use with semi-trailers, flatbeds, or any other trailers with an air brake system



### THE BRAKE RELEASER® KITS

#### 2800S-KIT



2800S-KIT

#### The Brake Releaser® Standard Kit

Part No.	2800S-KIT
Qty	Description
1	THE BRAKE RELEASER® Unit
1	45° Outlet
1	Straight Outlet
1	Instruction Manual

#### 2810A-KIT



2810A-KIT

#### The Brake Releaser® Kit w/ Accessories

Part No.	2810A-KIT
Qty	Description
1	THE BRAKE RELEASER® Unit
1	45° Outlet
1	Straight Outlet
1	Instruction Manual
1	Safety Glasses
1	Safety Gloves
1	Carrying Bag

SCAN HERE  
FOR  
PRODUCT DEMO



# ***Air Brake Service Kit***

## **SAFELY SERVICE TRUCK AIR BRAKE SYSTEMS**

**2800MILKIT**

### **AIR BRAKE SERVICE KIT**

- Connect to shop air source via quick connect coupling
- Reduces service calls
- Easy to pre-treat brake lines
- Reduces risk of jackknifing
- Service trailer air brakes without tractor



### **The Brake Releaser® Air Brake Service Kit**

Part No.	2800MILKIT
Qty	Description
1	THE BRAKE RELEASER® Unit w/ Straight Adapter
1	45° Outlet
1	Air Brake Servicing Tool
1	1/2" x 3 ft EPDM Rubber Air Supply Hose w/ 3/8" Female Plug
2	Lid Gaskets
1	Instruction Manual
1	Storage Case

CAM & GROOVE  
2000/2100 SERIES

PUSH-TO-CONNECT  
2200/2300/2500 SERIES

HOSE REELS  
2700 SERIES

THE BRAKE RELEASER®  
2800 SERIES

GREASE GUNS  
3100/3200 SERIES

CAM & GROOVE  
2000/2100 SERIES

### GREASE GUNS

**3100**



s-3100

#### Lever Grease Gun

- Variable stroke - easier to pump grease in tight areas with shorter strokes
- Heavy duty gage lever handle with comfortable molded non-slip rubber grip
- For use with 14 oz grease cartridges, bulk fill and filler pump
- Includes one 6" bent steel extension and coupler
- Grease not included

Retail Part No.	Per Card	Max Pressure	Extension Length	Grease Cartridges	Bulk Fill	Filter Pump
s-3100	1	1,000 PSI	6" Angled	14 oz	YES	YES

PUSH-TO-CONNECT  
2200 SERIES

**3101**



s-3101

#### Pistol Grease Gun

- Adjustable stroke for use both as a high-volume and high-pressure grease gun
- For use with 14 oz grease cartridges, bulk fill and filler pump
- Includes one 18" flexible hose extension and coupler
- Grease not included

Retail Part No.	Per Card	Max Pressure	Extension Length	Grease Cartridges	Bulk Fill	Filter Pump
s-3101	1	7,000 PSI	18" Flexible	14 oz	YES	YES

HOSE REELS  
2700 SERIES

**3102**



s-3102

#### Mini Pistol Grease Gun

- Dual front and top discharge ports for accessing grease fittings located almost anywhere
- One-hand operation
- For use with 3 oz grease cartridge
- Includes one 4" straight steel extension and coupler
- Grease not included

Retail Part No.	Per Card	Max Pressure	Extension Length	Grease Cartridges	Bulk Fill	Filter Pump
s-3102	1	3,500 PSI	4" Straight	3 oz	No	No

THE BRAKE RELEASER®  
2800 SERIES

**3103**



s-3103

#### Pneumatic Grease Gun

- Continuous flow operation delivers up to 14 oz. per minute
- Precision honed air motor for super-fast greasing
- Aluminum grease gun head fitted with bulk loader
- For use with 14 oz grease cartridges, bulk fill and filler pump
- Includes one 6" bent steel extension and coupler
- Grease not included

Retail Part No.	Per Card	Max Pressure	Extension Length	Grease Cartridges	Bulk Fill	Filter Pump
s-3103	1	4,800 PSI	6" Angled	14 oz	YES	YES

GREASE GUNS  
3100/3200 SERIES

**3200 • 3201 • 3202  
3203 • 3204 • 3205**



s-3201



s-3202



s-3204

### COUPLERS & HOSES

Retail Part No.	Per Card	Description	Size	Working Pressure	Grease Gun Type Hand Operated	Hand & Air
s-3200	1	Professional 4-Jaw Grease Gun Coupler	1/8" NPT	6,000 PSI	YES	No
s-3201	1	Heavy Duty 4-Jaw Grease Gun Coupler		10,000 PSI	No	YES
s-3202	1	Right Angled 90° Access Grease Gun Coupler		1,000 PSI	YES	No
s-3203	1	360° Swivel 3-Jaw Grease Gun Coupler		7,000 PSI	YES	No
s-3204	1	12" High Pressure Grease Hose (11,600 PSI Burst Pressure)	12" Length	3,500 PSI	YES	No
s-3205	1	18" High Pressure Grease Hose (11,600 PSI Burst Pressure)	18" Length		YES	No

**3206 • 3207 • 3208 • 3209  
3210 • 3234 • 3235**



**GREASE GUN TOOLS**

Retail Part No.	Per Card	Description	Size
s-3206	1	Grease Gun Holder (for 2 1/4" Barrel Diameter Grease Guns)	
s-3207	1	Grease Injector Needle with Quick Connect	18 Gauge
s-3208	1	1 1/2" Narrow Needle Nose Dispenser	1/8" NPT
s-3209	1	Seal Off Dispenser	
s-3210	1	4" Needle Nose Adapter	
s-3234	1	Easy Out, Grease Gun Fitting Tool (Small)	Hex Size 5/16" & 3/8"
s-3235	1	Easy Out, Grease Gun Fitting Tool (Large)	Hex Size 3/8" & 7/16"

**GREASE GUN FITTINGS**

**3211 • 3212 • 3213 • 3214  
3215 • 3216 • 3217 • 3218  
3219 • 3220 • 3221 • 3222  
3223 • 3224 • 3225 • 3226  
3227 • 3228 • 3229 • 3230  
3231 • 3232**



**Multi-Pack Fittings**

Retail Part No.	Per Card	Description	Size	OAL
s-3211	5	Short Straight Grease Fitting	1/4" -18 NPT	SAE
s-3212	5	Short 67.5° Grease Fitting	1/4" -18 NPT	SAE
s-3213	10	Short Straight 1/4"- 28 SAE-LT Grease Fitting	1/4" -28 NPT	SAE
s-3214	5	Short 45° 1/4"- 28 SAE-LT Grease Fitting	1/4" -28 NPT	SAE-LT
s-3215	5	Short 90° 1/4"- 28 SAE-LT Grease Fitting	1/4" -28 NPT	SAE-LT
s-3216	10	Straight Grease Fittings	1/8"-27 PTF	SAE
s-3217	5	45° Grease Fittings	1/8"-27 PTF	SAE
s-3218	5	65° Grease Fittings	1/8"-27 PTF	SAE
s-3219	5	90° Grease Fittings	1/8"-27 PTF	SAE
s-3220	5	Special Short Button-Head Grease Fittings	1/8"-27 PTF	SAE
s-3221	5	11/32" Drive Fit Straight Grease Fittings	for 1/4" Drill Hole	13.9mm
s-3222	5	7.94mm Drive Fit Straight Grease Fittings	for 3/16" Drill Hole	13.1mm
s-3223	5	3/8" Drive Fit Straight Grease Fittings	for 5/16" Drill Hole	13.9mm
s-3224	5	M6 x1 Straight Grease Fittings	M6 x 1	16mm Max
s-3225	5	M6 x1 45° Grease Fittings	M6 x 1	21mm Max
s-3226	5	M6 x1 90° Grease Fittings	M6 x 1	18mm Max
s-3227	5	M8 x 1 Straight Grease Fittings	M8 x 1	16mm Max
s-3228	5	M8 x 1 90° Grease Fittings	M8 x 2	18mm Max
s-3229	5	M10 x 1 Straight Grease Fittings	M10 x 1	16mm Max
s-3230	5	M10 x 1 90° Grease Fittings	M10 x 1	18mm Max
s-3231	6	Grease Fitting Set	1/8" x 27, 45°, 90°	SAE
s-3232	6	Grease Fitting Set	M6 x 1 Straight, 45, 90	Metric

**3233**



**80-Pc Grease Gun Fittings Kit**

Part No.	s-3233	
Qty	Part No.	Description
15	#3213	1/4"-28 SAE LT
10	#3214	1/4"-28 SAE 45°
10	#3215	1/4"-28 SAE 90°
25	#3216	1/8"-27 Pipe Thread
10	#3217	1/8"-27 Pipe Thread 45°
10	#3219	1/8"-27 Pipe Thread 90°

CAM & GROOVE  
2000/2100 SERIES

PUSH-TO-CONNECT  
2200 SERIES

HOSE REELS  
2700 SERIES

THE BRAKE RELEASE®  
2800 SERIES

GREASE GUNS  
3100/3200 SERIES

s-Milton44

## 4' x 4' OVERALL MERCHANDISER

		s-Milton44			
Part No.	Description	Qty	Part No.	Description	Qty
158	2 foot Extended Reach Lever Blo Gun	2	s-640	2-pc 1/4" ID x 1/4" ID Brass Hose Barb Menders	3
517	12" Extended Reach Dual Head Straight Foot Tire Inflator Gage	1	s-641	2-pc 5/16" ID x 5/16" ID Brass Hose Barb Menders	3
1018	1/4" NPT Polycarbonate Bowl Filter w/ Metal Bowl Guard	2	s-642	2-pc 3/8" ID x 3/8" ID Brass Hose Barb Menders	3
1028	1/4" NPT Polycarbonate Bowl Lubricator w/ Metal Bowl Guard	2	s-684	2-pc 1/8" NPT Male Air Compressor Tank Valves	3
1113	1/4" NPT 5-125 PSI Mid-Size Regulator	2	s-684-4	2-pc 1/4" NPT Male Air Compressor Tank Valves	3
1189	1/8" NPT 0-160 PSI Mini Center Back Mount Pressure Gage	2	s-690	1/4" NPT Dual Head Extended Reach Air Chuck	2
1191	1/4" NPT 0-160 PSI Mini Center Back Mount Pressure Gage	2	s-693	1/4" NPT Dual Head Straight Foot Extended Reach Air Chuck	2
1193	1/4" NPT 0-60 PSI Bottom Mount Pressure Gage	2	s-696	1/4" NPT Kwik-Grip Safety Air Chuck	2
1194	1/4" NPT, 0-160 PSI Bottom Mount Pressure Gage	2	s-698	1/4" NPT Female Single Head Air Chuck w/ Grip Chuck	2
1195	1/4" NPT, 0-300 PSI Bottom Mount Pressure Gage	2	s-699	1/4" NPT Female Single Head Air Chuck	2
1669	1/4" x 25' Nylon Re-Koil Hose	2	s-711	1/4" NPT M-Style® Female Coupler & Male Plug Kit	3
s-107	Compact Lever Button Blo-Gun	2	s-715	1/4" NPT M-Style® Female Coupler	4
s-115	M-Style® Adjustable Aluminum Pocket Blo-Gun	2	s-716	1/4" NPT M-Style® Male Coupler	3
s-116	A-Style Adjustable Aluminum Pocket Blo-Gun	2	s-727	2-pc 1/4" NPT M-Style® Male Plugs	4
s-153	Straight Rubber Lever Tip Blo-Gun	2	s-728	2-pc 1/4" NPT M-Style® Female Plugs	4
s-154	45° Tip Rubber Lever Tip Blo-Gun	2	s-745	1/4" NPT A-M®-T "3-in-1" Female Coupler	3
s-157	Siphon Spray Blo-Gun Kit	2	s-775	1/4" NPT A-Style Female Coupler	3
s-181	Turbo Pistol Grip Blo-Gun	2	s-777	2-pc 1/4" NPT A-Style Male Plugs	3
s-183	3-pc Turbo Blo-Gun Nozzle Kit	2	s-778	2-pc 1/4" NPT A-Style Female Plugs	3
s-211	5-pc M-Style® Coupler & Plug Kit	2	s-783	2-pc 1/4" NPT T-Style Male Plugs	3
s-220	16-pc Compressor Accessory Starter Kit	2	s-785	1/4" NPT T-Style Female Coupler	3
s-404	5-pc Nickel Plated Valve Cores	3	s-786	1/4" NPT T-Style Male Coupler	3
s-435	4-pc Chrome Plated Hex Head Hi-Performance Valve Caps	3	s-921	5-50 PSI Passenger Car Tire Gage	3
s-436	5-pc Nickel Plated Dome Valve Caps	3	s-925	20-120 PSI Truck/RV/Bicycle Tire Gage	3
s-447	Valve Fishing Tool	3	s-927	20-120 PSI Dual Head Truck Tire Gage	3
s-448	Tire Tread Depth Gage	3	s-932	0-60 PSI Dial Type Tire Pressure Gage	2
s-449	Valve Insertion Tool	3	s-934	0-120 PSI Dial Type Dial Pressure Gage w/Tire Depth Gage	2
s-506	Window Tire Inflator Gage w/ Dual Head Chuck	2	s-976	10-160 PSI Dual Head Service Gage	2
s-516	Window Tire Inflator Gage w/ Dual Head Straight Foot Chuck	2	s-986	10-160 PSI Dual Head Straight Foot Service Gage	2
s-522	Bayonet Tire Inflator Gage w/ Dual Head Chuck	2	s-1094-6	3/8" NPT Female x 3/8" NPT Female Ball Valve	2
s-600	2-pc 1/4" NPT x 1/4" ID Male Barb Brass Hose End	3	s-1142	1/4" NPT Piggyback Mini Filter-Regulator	1
s-602	2-pc 1/4" NPT x 3/8" ID Male Barb Brass Hose End	3	s-1145	1/4" NPT Mini Heavy Duty Regulator	1
s-614-4	2-pc 1/4" Male Drain Cocks	3	s-1173	2-pc Mini Disposable Air Desiccant Filter/Dryer Cartridges	2
s-614-6	2-pc 3/8" Male Drain Cocks	3	s-99705	1/4" NPT M-Style® Female Safety Coupler	2





## s-BloGun



## 2' x 2' BLO-GUN MERCHANDISER

s-BloGun		
Part No.	Description	Qty
158	2 foot Extended Reach Lever Blo Gun	2
s-115	M-Style® Adjustable Aluminum Pocket Blo-Gun	2
s-116	A-Style Adjustable Aluminum Pocket Blo-Gun	2
s-148	Compact Lever Blo-Gun	2
s-153	Straight Rubber Lever Tip Blo-Gun	2
s-157	Siphon Spray Blo-Gun Kit	2
s-160	Pistol Grip Blo-Gun	2
s-181	Turbo Pistol Grip Blo-Gun	2
s-182	Turbo Extended Reach Pistol Grip Blo-Gun	2
s-183	3-pc Turbo Blo-Gun Nozzle Kit	2

## s-FRL



## 2' x 2' FILTER, REGULATOR & LUBRICATOR MERCHANDISER

s-FRL		
Part No.	Description	Qty
1018	1/4" NPT Polycarbonate Bowl Filter w/ Metal Bowl Guard	1
1020-8	1/2" NPT Metal Bowl Heavy Duty Filter	1
1028	1/4" NPT Polycarbonate Bowl Lubricator w/ Metal Bowl Guard	1
1030	1/2" NPT Polycarbonate Bowl Lubricator w/ Metal Bowl Guard	1
1113	1/4" NPT 5-125 PSI Mid-Size Regulator	1
1115	1/2" NPT 5-125 PSI Mid-Size Regulator	1
1189	1/8" NPT 0-160 PSI Mini Center Back Mount Pressure Gage	2
1191	1/4" NPT 0-160 PSI Mini Center Back Mount Pressure Gage	2
1193	1/4" NPT 0-60 PSI Bottom Mount Pressure Gage	2
1194	1/4" NPT, 0-160 PSI Bottom Mount Pressure Gage	2
1195	1/4" NPT, 0-300 PSI Bottom Mount Pressure Gage	2
s-1142	1/4" NPT Piggyback Mini Filter-Regulator	2
s-1145	1/4" NPT Mini Heavy Duty Regulator	2
s-1173	2-pc Mini Disposable Air Desiccant Filter/Dryer Cartridges	2
s-1174	Mini Air Station w/ Desiccant Dryer Cartridge	2

# MERCHANDISERS

## s-Coupler



## 2' x 2' COUPLERS & PLUGS MERCHANDISER

Part No.	s-Coupler	
Part No.	Description	Qty
s-211	5-pc M-Style® Coupler & Plug Kit	2
s-220	16-pc Compressor Accessory Starter Kit	2
s-711	1/4" NPT M-Style® Female Coupler & Male Plug Kit	4
s-715	1/4" NPT M-Style® Female Coupler	4
s-716	1/4" NPT M-Style® Male Coupler	3
s-727	2-pc 1/4" NPT M-Style® Male Plugs	4
s-728	2-pc 1/4" NPT M-Style® Female Plugs	4
s-745	1/4" NPT A-M®-T "3-in-1" Female Coupler	3
s-775	1/4" NPT A-Style Female Coupler	3
s-777	2-pc 1/4" NPT A-Style Male Plugs	3
s-778	2-pc 1/4" NPT A-Style Female Plugs	3
s-783	2-pc 1/4" NPT T-Style Male Plugs	3
s-784	2-pc 1/4" NPT T-Style Female Plugs	3
s-785	1/4" NPT T-Style Female Coupler	3
s-786	1/4" NPT T-Style Male Coupler	3
s-790	1/4" NPT L-Style Female Coupler	3
s-791	2-pc 1/4" NPT L-Style Male Plugs	3
s-792	2-pc 1/4" NPT L-Style Female Plugs	3
s-1803	1/4" NPT P-Style Female Coupler	3
s-1805	3/8" NPT P-Style Female Coupler	3
s-1809	2-pc 1/4" NPT P-Style Male Plugs	3
s-1815	1/2" NPT G-Style Female Coupler	3
s-1816	1/2" NPT G-Style Male Coupler	3
s-1817	1/2" NPT G-Style Male Plug	3
s-1818	1/2" NPT G-Style Female Plug	3
s-1833	1/4" NPT H-Style Female Coupler	3
s-1835	3/8" NPT H-Style Female Coupler	3
s-1839	2-pc NPT 1/4" H-Style Male Plugs	3
s-99705	1/4" NPT M-Style® Female Safety Coupler	3

## s-Hosefit



## 2' x 2' AIR HOSE & FITTINGS MERCHANDISER

Part No.	s-HoseFit	
Part No.	Description	Qty
1667	1/4" x 12' Nylon Re-Koil Hose	1
1669	1/4" x 25' Nylon Re-Koil Hose	1
s-600	2-pc 1/4" NPT x 1/4" ID Male Barb Brass Hose End	3
s-602	2-pc 1/4" NPT x 3/8" ID Male Barb Brass Hose End	3
s-603	2-pc 3/8" NPT x 3/8" ID Male Barb Brass Hose End	3
s-611-4	1/4" NPT x 14" ID Male Barb Brass Full Swivel Hose End	3
s-614-4	2-pc 1/4" Male Drain Cocks	3
s-614-6	2-pc 3/8" Male Drain Cocks	3
s-617	1/4" NPT x 1/4" ID x 5/8" Hose OD Reusable Brass Hose Fitting	3
s-620	1/4" NPT Hose Repair Kit	3
s-621	3/4" NPT x 3/8" ID x 3/8" Hose OD Reusable Brass Hose Fitting	3
s-640	2-pc 1/4" ID x 1/4" ID Brass Hose Barb Mender	3
s-641	2-pc 5/16" ID x 5/16" ID Brass Hose Barb Menders	3
s-642	2-pc 3/8" ID x 3/8" ID Brass Hose Barb Menders	3
s-646	2-pc 1/4" NPT x 1/4" NPT Male Brass Hex Nipples	3
s-647	2-pc 3/8" NPT x 3/8" NPT Male Brass Hex Nipples	3
s-655	1/4" NPT Brass Female Tee	3
s-659	1/4" NPT Female Full Swivel Hose End	3
s-682	5 pc. Tank Conversion Kit	1
s-684	2-pc 1/8" NPT Male Air Compressor Tank Valves	3
s-684-4	2-pc 1/4" NPT Male Air Compressor Tank Valves	3
s-685-6	3/8" NPT Inlet - 1/4" NPT Outlets Aluminum Air Manifold	2

## s-Gages



## 2' x 2' INFLATOR, PRESSURE & SERVICE GAGE MERCHANDISER

Part No.	s-Gages	
Part No.	Description	Qty
s-506	Window Tire Inflator Gage w/ Dual Head Chuck	2
s-516	Window Tire Inflator Gage w/ Dual Head Straight Foot Chuck	2
s-522	Bayonet Tire Inflator Gage w/ Dual Head Chuck	2
s-920	10-70 PSI Hi-Pressure Auto Tire Gage w/Depth Gage	3
s-921	5-50 PSI Passenger Car Tire Gage	3
s-925	20-120 PSI Truck/RV/Bicycle Tire Gage	3
s-927	20-120 PSI Dual Head Truck Tire Gage	3
s-928	5-50 PSI Air/Water Filled Tractor Tire Gage	3
s-932	0-60 PSI Dial Type Tire Pressure Gage	2
s-934	0-120 PSI Dial Type Dial Pressure Gage w/Tire Depth Gage	2
s-976	10-160 PSI Dual Head Service Gage	2
s-986	10-160 PSI Dual Head Straight Foot Service Gage	2

## s-GrsGun



## 2' x 4' GREASE GUN & ACCESSORIES MERCHANDISER

Part No.	s-GrsGun	
Part No.	Description	Qty
s-3100	Lever Grease Gun	1
s-3101	Pistol Grease Gun	1
s-3200	Professional Grease Gun Coupler	2
s-3201	Heavy Duty Grease Gun Coupler	2
s-3202	Right Angled Grease Gun Coupler	2
s-3203	360 Degree Swivel Grease Gun Coupler	2
s-3204	12" High Pressure Grease Hose	2
s-3205	18" High Pressure Grease Hose	2
s-3206	Grease Gun Holder	2
s-3207	Grease Injector Needle - Quick Connect	2
s-3208	Narrow Needle Nose Dispenser	2
s-3209	Seal Off Dispenser	2
s-3210	4" Needle Nose Adaptor	2
s-3211	Grease Fitting 1/4"-18 Pipe threads, Short - Straight - 5-pk	2
s-3212	Grease Fitting 1/4"-18 Pipe threads, Short 67.5° - 5-pk	2
s-3213	Grease Fitting 1/4"-28 SAE-LT, Short- Straight - 10-pk	2
s-3214	Grease Fitting 1/4"-28 SAE-LT, Short 45° - 5-pk	2
s-3215	Grease Fitting 1/4"-28 SAE-LT, Short 90° - 5-pk	2
s-3216	Grease Fitting 1/8"-27 Pipe Thread, Straight - 10-pk	2
s-3217	Grease Fitting 1/8"-27 Pipe Thread 45° - 5-pk	2
s-3218	Grease Fitting 1/8"-27 Pipe Thread 65° - 5-pk	2
s-3219	Grease Fitting 1/8"-27 Pipe Thread, 90° - 5-pk	2
s-3221	Grease Fitting Drive Fit Straight, for 1/4" Drill Hole - 5-pk	2
s-3222	Grease Fitting Drive Fit Straight, for 3/16" Drill Hole - 5-pk	2
s-3223	Grease Fitting Drive Fit Straight, for 5/16" Drill Hole - 5-pk	2
s-3224	Grease Fitting M6x1 OAL 16mm Max - Straight - 5-pk	2
s-3225	Grease Fitting M6x1 OAL 21 mm Max 45° - 5-pk	2
s-3226	Grease Fitting M6x1 OAL 18 mm Max 90° - 5-pk	2
s-3227	Grease Fitting M8x1 OAL 16mm Max, Straight - 5-pk	2
s-3228	Grease Fitting M8x1 OAL 18 mm Max 90° - 5-pk	2
s-3229	Grease Fitting M10x1 OAL 16mm Max, Straight - 5-pk	2
s-3231	Grease Fitting Kit - 6-pk	2
s-3232	Grease Fitting Kit - 6-pk	2
s-3233	80-pc SAE Grease Fitting Assortment	2
s-3234	Easy Out Grease Fitting Tool - Small	2
s-3235	Easy Out Grease Fitting Tool - Large	2

# MERCHANDISERS

## s-GrsGun2x2



## 2' x 2' GREASE GUN & ACCESSORIES MERCHANDISER

s-GrsGun2x2		
Part No.	Description	Qty
158	2 foot Extended Reach Lever Blo Gun	2
517	12" Extended Reach Dual Head Straight Foot Tire Inflator Gage	1
1018	1/4" NPT Polycarbonate Bowl Filter w/ Metal Bowl Guard	2
1028	1/4" NPT Polycarbonate Bowl Lubricator w/ Metal Bowl Guard	2
1113	1/4" NPT 5-125 PSI Mid-Size Regulator	2
1189	1/8" NPT 0-160 PSI Mini Center Back Mount Pressure Gage	2
1191	1/4" NPT 0-160 PSI Mini Center Back Mount Pressure Gage	2
1193	1/4" NPT 0-60 PSI Bottom Mount Pressure Gage	2
1194	1/4" NPT, 0-160 PSI Bottom Mount Pressure Gage	2
1195	1/4" NPT, 0-300 PSI Bottom Mount Pressure Gage	2
1669	1/4" x 25' Nylon Re-Koil Hose	2
s-107	Compact Lever Button Blo-Gun	2
s-115	M-Style® Adjustable Aluminum Pocket Blo-Gun	2
s-116	A-Style Adjustable Aluminum Pocket Blo-Gun	2
s-153	Straight Rubber Lever Tip Blo-Gun	2
s-154	45° Tip Rubber Lever Tip Blo-Gun	2
s-157	Siphon Spray Blo-Gun Kit	2
s-181	Turbo Pistol Grip Blo-Gun	2
s-183	3-pc Turbo Blo-Gun Nozzle Kit	2
s-211	5-pc M-Style® Coupler & Plug Kit	2
s-220	16-pc Compressor Accessory Starter Kit	2
s-404	5-pc Nickel Plated Valve Cores	3
s-435	4-pc Chrome Plated Hex Head Hi-Performance Valve Caps	3
s-436	5-pc Nickel Plated Dome Valve Caps	3
s-447	Valve Fishing Tool	3
s-448	Tire Tread Depth Gage	3
s-449	Valve Insertion Tool	3
s-506	Window Tire Inflator Gage w/ Dual Head Chuck	2

## s-Hdwe



## 2' x 2' HARDWARE MERCHANDISER

s-Hdwe		
Part No.	Description	Qty
s-107	Compact Lever Button Blo-Gun	2
s-150	Full-Flow Safety Lever Blo-Gun	2
s-153	Straight Rubber Lever Tip Blo-Gun	2
s-211	5-pc M-Style® Coupler & Plug Kit	3
s-437	5-pc Nickel Plated Screwdriver Type Valve Caps	3
s-646	2-pc 1/4" NPT x 1/4" NPT Male Brass Hex Nipples	3
s-690	1/4" NPT Dual Head Extended Reach Air Chuck	3
s-693	1/4" NPT Dual Head Straight Foot Extended Reach Air Chuck	3
s-698	1/4" NPT Female Single Head Air Chuck w/ Grip Chuck	3
s-699	1/4" NPT Female Single Head Air Chuck	3
s-711	1/4" NPT M-Style® Female Coupler & Male Plug Kit	3
s-715	1/4" NPT M-Style® Female Coupler	4
s-716	1/4" NPT M-Style® Male Coupler	4
s-727	2-pc 1/4" NPT M-Style® Male Plugs	4
s-728	2-pc 1/4" NPT M-Style® Female Plugs	4
s-745	1/4" NPT A-M®-T "3-in-1" Female Coupler	3
s-775	1/4" NPT A-Style Female Coupler	3
s-777	2-pc 1/4" NPT A-Style Male Plugs	3
s-778	2-pc 1/4" NPT A-Style Female Plugs	3
s-783	2-pc 1/4" NPT T-Style Male Plugs	3
s-784	2-pc 1/4" NPT T-Style Female Plugs	3
s-785	1/4" NPT T-Style Female Coupler	3
s-786	1/4" NPT T-Style Male Coupler	3
s-976	10-160 PSI Dual Head Service Gage	2
s-1816	1/2" NPT G-Style Male Coupler	2
s-1817	1/2" NPT G-Style Male Plug	2
EX25R-02	EXELAIR™ 1/4" NPT Mini Regulator	1
EX25FR40A-02P	EXELAIR™ 1/4" NPT Mini Piggyback FR w/ Poly Bowl	1




## s-Hdwe2

## 2' x 4' HARDWARE MERCHANDISER

Part No.	Description	Qty	Part No.	Description	Qty
s-107	Compact Lever Button Blo-Gun	2	s-699	1/4" NPT Female Single Head Air Chuck	4
s-115	M-Style® Adjustable Aluminum Pocket Blo-Gun	2	s-711	1/4" NPT M-Style® Female Coupler & Male Plug Kit	3
s-153	Straight Rubber Lever Tip Blo-Gun	2	s-715	1/4" NPT M-Style® Female Coupler	4
s-160X5A	Aluminum X5 Air Multiplier™ Nozzle	2	s-715-4	4-pc 1/4" NPT M-Style® Female Coupler	2
s-174KIT	Pistol Grip Blo-Gun Kit w/ KWIK-CHANGE® Universal Tip System	2	s-716	1/4" NPT M-Style® Male Coupler	4
s-211	5-pc M-Style® Coupler & Plug Kit	2	s-718	3/8" NPT M-Style® Female Coupler	2
s-220	16-pc Compressor Accessory Starter Kit	2	s-727	2-pc 1/4" NPT M-Style® Male Plugs	4
s-506	Window Tire Inflator Gage w/ Dual Head Chuck	2	s-727-5	5-pc 1/4" NPT M-Style® Male Plugs	2
s-600	2-pc 1/4" NPT x 1/4" ID Male Barb Brass Hose End	3	s-728	2-pc 1/4" NPT M-Style® Female Plugs	4
s-603	2-pc 3/8" NPT x 3/8" ID Male Barb Brass Hose End	3	s-733	2-pc 3/8" NPT M-Style® Male Plugs	2
s-620	1/4" NPT Hose Repair Kit	3	s-745	1/4" NPT A-M®-T "3-in-1" Female Coupler	3
s-640	2-pc 1/4" ID x 1/4" ID Brass Hose Barb Menders	3	s-775	1/4" NPT A-Style Female Coupler	4
s-642	2-pc 3/8" ID x 3/8" ID Brass Hose Barb Menders	3	s-777	2-pc 1/4" NPT A-Style Male Plugs	4
s-643	2-pc 1/4" NPT x 1/4" NPT Female Brass Hex Couplings	3	s-778	2-pc 1/4" NPT A-Style Female Plugs	4
s-646	2-pc 1/4" NPT x 1/4" NPT Male Brass Hex Nipples	3	s-783	2-pc 1/4" NPT T-Style Male Plugs	3
s-647	2-pc 3/8" NPT x 3/8" NPT Male Brass Hex Nipples	3	s-784	2-pc 1/4" NPT T-Style Female Plugs	3
s-648	2-pc 1/4" NPT x 1/4" NPS Ball Socket Brass Hex Nipples	3	s-785	1/4" NPT T-Style Female Coupler	3
s-649	2-pc 1/4" NPS x 1/4" NPS Ball Socket Brass Hex Nipples	3	s-786	1/4" NPT T-Style Male Coupler	3
s-651	2-pc 3/8" MNPT x 1/4" FNPT Brass Reducer Bushings	2	s-925	20-120 PSI Truck/RV/Bicycle Tire Gage	2
s-652	2-pc 1/2" MNPT x 3/8" FNPT Brass Reducer Bushings	2	s-976	10-160 PSI Dual Head Service Gage	2
s-653-2	2-pc 3/8" MNPT x 1/4" FNPT Brass Reducer Bushings	2	s-1815	1/2" NPT G-Style Female Coupler	2
s-657	1/4" NPT Air Hose Swivel Connector	1	s-1817	1/2" NPT G-Style Male Plug	2
s-685-6	3/8" NPT Air Manifold w/ Three 1/4" Outlet Ports	1	s-1835	3/8" NPT H-Style Female Coupler	2
s-690	1/4" NPT Dual Head Extended Reach Air Chuck	3	s-1837	2-pc 3/8" NPT H-Style Male Couplers	2
s-693	1/4" NPT Dual Head Straight Foot Extended Reach Air Chuck	3	EX25PB40A-02P	EXELAIR™ 1/4" NPT Mini Piggyback FR w/ Poly Bowl	1

# MERCHANDISERS



**s-HvyDuty**

## 2' x 2' HEAVY DUTY MERCHANDISER

Part No.		s-HvyDuty			
Part No.	Description	Qty	Part No.	Description	Qty
159	4 foot Extended Reach Lever Blo Gun	1	s-745	1/4" NPT A-M®-T "3-in-1" Female Coupler	2
501	Window Tire Inflator Gage w/ Dual Head Straight Foot Chuck/ 5' Hose	1	s-746	1/4" NPT A-M®-T "3-in-1" Male Coupler	2
517	12" Extended Reach Dual Head Straight Foot Tire Inflator Gage	1	s-775	1/4" NPT A-Style Female Coupler	2
518	Heavy Duty Truck Inflator Gage w/ Easy On Grip Chuck	1	s-776	1/4" NPT A-Style Male Coupler	2
551	Dual Truck Tire Inflator Gauge with Regulator	1	s-777	2-pc 1/4" NPT A-Style Male Plugs	2
556	Heavy Duty Large Bore Inflator Gauge	1	s-778	2-pc 1/4" NPT A-Style Female Plugs	2
951	12" Heavy Duty Extended Reach Dial Type Tire Gage	1	s-783	2-pc 1/4" NPT T-Style Male Plugs	2
1210	Straight Large Bore Semi-Trailer Air-Brake Testing Tool	1	s-784	2-pc 1/4" NPT T-Style Female Plugs	2
s-153	Straight Rubber Lever Tip Blo-Gun	2	s-785	1/4" NPT T-Style Female Coupler	2
s-154	45° Tip Rubber Lever Tip Blo-Gun	2	s-786	1/4" NPT T-Style Male Coupler	2
s-184	Turbo Blo Gun Engine Cleaner	1	s-927	20-120 PSI Dual Head Truck Tire Gage	2
s-211	5-pc M-Style® Coupler & Plug Kit	2	s-929	Dual Head Straight Foot Truck Tire Gage	2
s-230	Truck Air Seat Blo-Gun Kit	2	s-976	10-160 PSI Dual Head Service Gage	2
s-400-6	2-pc Safe-T-Flate Valve Extensions	2	s-982	Large Bore Dual Head Service Gage	2
s-404	5-pc Nickel Plated Valve Cores	2	s-986	10-160 PSI Dual Head Straight Foot Service Gage	2
s-440-4	4 1/8" Truck Valve Extension	2	s-1145	1/4" NPT Mini Heavy Duty Regulator	2
s-444	2-in-1 Valve Core Tool	2	s-1803	1/4" NPT P-Style Female Coupler	2
s-448	Tire Tread Depth Gage	2	s-1805	3/8" NPT P-Style Female Coupler	2
s-506	Window Tire Inflator Gage w/ Dual Head Chuck	2	s-1806	3/8" NPT P-Style Male Coupler	2
s-516	Window Tire Inflator Gage w/ Dual Head Straight Foot Chuck	2	s-1807	2-pc 3/8" NPT P-Style Male Plugs	2
s-522	Bayonet Tire Inflator Gage w/ Dual Head Chuck	2	s-1808	2-pc 3/8" NPT P-Style Female Plugs	2
s-693	1/4" NPT Dual Head Straight Foot Extended Reach Air Chuck	2	s-1809	2-pc 1/4" NPT P-Style Male Plugs	2
s-693-12	12 3/4" Extended Reach Dual Head Straight Foot Air Chuck	2	s-1815	1/2" NPT G-Style Female Coupler	2
s-711	1/4" NPT M-Style® Female Coupler & Male Plug Kit	2	s-1816	1/2" NPT G-Style Male Coupler	2
s-715	1/4" NPT M-Style® Female Coupler	2	s-1817	1/2" NPT G-Style Male Plug	2
s-716	1/4" NPT M-Style® Male Coupler	2	s-1818	1/2" NPT G-Style Female Plug	2
s-718	3/8" NPT M-Style® Female Coupler	2	s-1836	3/8" NPT H-Style Male Coupler	2
s-727	2-pc 1/4" NPT M-Style® Male Plugs	2	s-1839	2-pc 1/4" NPT H-Style Male Plugs	2
s-728	2-pc 1/4" NPT M-Style® Female Plugs	2			



## s-PBE

## 2' x 4' PAINT & BODY MERCHANDISER

Part No.		s-PBE			
Part No.	Description	Qty	Part No.	Description	Qty
1001-16	16oz Air Tool Oil	2	s-657	1/4" NPT Air Hose Swivel Connector	2
1019	3/8" NPT Polycarbonate Bowl Filter w/ Metal Bowl Guard	1	s-680-2	30" 3/8" ID x 1/4" NPT x 1/4" NPT Swivel End Snubber Hose	2
1029	3/8" NPT Polycarbonate Bowl Lubricator w/ Metal Bowl Guard	1	s-685-6	3/8" NPT Inlet - 1/4" NPT Outlets Aluminum Air Manifold	2
1114	3/8" NPT 5-125 PSI Mid-Size Regulator	1	s-711	1/4" NPT M-Style® Female Coupler & Male Plug Kit	3
1191	1/4" NPT 0-160 PSI Mini Center Back Mount Pressure Gage	1	s-715	1/4" NPT M-Style® Female Coupler	3
1194	1/4" NPT, 0-160 PSI Bottom Mount Pressure Gage	1	s-716	1/4" NPT M-Style® Male Coupler	3
1669	1/4" x 25' Nylon Re-Koil Hose	1	s-727	2-pc 1/4" NPT M-Style® Male Plugs	3
MA3835OR	Milton® Cobra Flex PU Hybrid 3/8" x 35' w/ 1/4" NPT	2	s-727-5	5-pc 1/4" NPT M-Style® Male Plugs	2
MA3850OR	Milton® Cobra Flex PU Hybrid 3/8" x 50' w/ 1/4" NPT	2	s-728	2-pc 1/4" NPT M-Style® Female Plugs	3
s-115	M-Style® Adjustable Aluminum Pocket Blo-Gun	2	s-745	1/4" NPT A-M®-T "3-in-1" Female Coupler	2
s-117	T-Style Adjustable Aluminum Pocket Blo-Gun	2	s-746	1/4" NPT A-M®-T "3-in-1" Male Coupler	2
s-148	Compact Lever Blo-Gun	2	s-760	2-pc 1/4" NPT HighFlowPRO® V-Style Male Brass Plugs	3
s-153	Straight Rubber Lever Tip Blo-Gun	2	s-761	2-pc 1/4" NPT HighFlowPRO® V-Style Female Brass Plugs	3
s-211	5-pc M-Style® Coupler & Plug Kit	2	s-764	1/4" NPT HighFlowPRO® V-Style Female Brass Coupler	3
s-217	6-pc 1/4" NPT V-Style HighFlowPRO® Coupler & Plug Set	2	s-765	1/4" NPT HighFlowPRO® V-Style Male Brass Coupler	3
s-220	16-pc Compressor Accessory Starter Kit	2	s-783	2-pc 1/4" NPT T-Style Male Plugs	2
s-600	2-pc 1/4" NPT x 1/4" ID Male Barb Brass Hose End	2	s-784	2-pc 1/4" NPT T-Style Female Plugs	2
s-601	2-pc 1/4" NPT x 5/16" ID Male Barb Brass Hose End	2	s-785	1/4" NPT T-Style Female Coupler	2
s-602	2-pc 1/4" NPT x 3/8" ID Male Barb Brass Hose End	2	s-786	1/4" NPT T-Style Male Coupler	2
s-638	1/4" Female x 1/4" Male In-Line Flow Control Valve	2	s-1173	2-pc Mini Disposable Air Desiccant Filter/Dryer Cartridges	1
s-646	2-pc 1/4" NPT x 1/4" NPT Male Brass Hex Nipples	3	s-99705	1/4" NPT M-Style® Female Safety Coupler	1
s-646-1	2-pc 1/4" NPT x 3/8" NPT Male Brass Hex Nipples	2	s-99706	1/4" NPT M-Style® Male Safety Coupler	1

# MERCHANDISERS

## s-Color1



## COLORFIT® COUPLERS & PLUGS MERCHANDISER

Part No.	s-Color1	
Part No.	Description	Qty
s-303AKIT	3-pc ColorFit® A-Style Coupler/Plug Kit	3
s-305AKIT	5-pc ColorFit® A-Style Coupler/Plug Kit	3
s-307AKIT	7-pc ColorFit® A-Style Coupler/Plug Kit	3
s-314AKIT	14-pc ColorFit® A-Style Coupler/Plug Kit	3
s-303MKIT	3-pc ColorFit® M-Style® Coupler/Plug Kit	3
s-305MKIT	5-pc ColorFit® M-Style® Coupler/Plug Kit	3
s-307MKIT	7-pc ColorFit® M-Style® Coupler/Plug Kit	3
s-314MKIT	14-pc ColorFit® M-Style® Coupler/Plug Kit	3
s-303TKIT	3-pc ColorFit® T-Style Coupler/Plug Kit	3
s-305TKIT	5-pc ColorFit® T-Style Coupler/Plug Kit	3
s-307TKIT	7-pc ColorFit® T-Style Coupler/Plug Kit	3
s-314TKIT	14-pc ColorFit® T-Style Coupler/Plug Kit	3
s-303VKIT	3-pc ColorFit® HighFlowPRO™ V-Style Coupler/Plug Kit	3
s-305VKIT	5-pc ColorFit® HighFlowPRO™ V-Style Coupler/Plug Kit	3
s-307VKIT	7-pc ColorFit® HighFlowPRO™ V-Style Coupler/Plug Kit	3
s-314VKIT	14-pc ColorFit® HighFlowPRO™ V-Style Coupler/Plug Kit	3

## s-PneuAcc



## 2' x 2' PNEUMATIC ACCESSORY MERCHANDISER

Part No.	s-PneuAcc	
Part No.	Description	Qty
s-690	1/4" NPT Dual Head Extended Reach Air Chuck	2
s-690-12	12 1/4" Extended Reach Dual Head Air Chuck	2
s-693	1/4" NPT Dual Head Straight Foot Extended Reach Air Chuck	2
s-693-12	12 3/4" Extended Reach Dual Head Straight Foot Air Chuck	2
s-696	1/4" NPT Kwik-Grip Safety Air Chuck	2
s-697	1/4" ID Hose Barb Easy-On Air Chuck with Grip Chuck	2
s-697-2	1/4" NPT Female European Style Easy-On Air Chuck with Grip Chuck Clip	2
s-698	1/4" NPT Female Single Head Air Chuck w/ Grip Chuck	2
s-699	1/4" NPT Female Single Head Air Chuck	2
s-1060	95-125 PSI Compressor Pressure Switch	1
s-1062	140-174 PSI Compressor Pressure Switch	1
s-1086-2	1/8" NPT Pneumatic Exhaust Muffler	2
s-1086-4	1/4" NPT Pneumatic Exhaust Muffler	2
s-1086-6	3/8" NPT Pneumatic Exhaust Muffler	2
s-1088-4	1/4" NPT Breather Exhaust Vent	2
s-1088-6	3/8" NPT Breather Exhaust Vent	2
s-1088-8	1/2" NPT Breather Exhaust Vent	2
s-1090-125	1/4" NPT ASME Safety Valve - (125 PSI Max)	2
s-1090-150	1/4" NPT ASME Safety Valve - (150 PSI Max)	2
s-1090-200	1/4" NPT ASME Safety Valve - (200 PSI Max)	2
s-1091-1	1/2" NPT Male Compressor Tank Check Valve	2
s-1092-1	1/2" NPT Male X 1/2" NPT Female Tank Check Valve	2
s-1093-4	1/4" NPT Female Air/Water/Oil In-Line Check Valves	2
s-1093-8	1/2" NPT Female Air/Water/Oil In-Line Check Valves	2
s-1094-4	1/4" NPT Female x 1/4" NPT Female Ball Valve	2
s-1094-6	3/8" NPT Female x 3/8" NPT Female Ball Valve	2



## s-TireHrdw



## s-TIREHRDW 2' x 2' TIRE HARDWARE MERCHANDISER

Part No.	s-TireHrdw	
Part No.	Description	Qty
s-400-6	2-pc Safe-T-Flate Valve Extensions	3
s-404	5-pc Nickel Plated Valve Cores	3
s-409	Hi-Performance Clamp-In Tire Valve	3
s-413	2-pc 1 1/4" Snap-In Tubeless Tire Valve	3
s-413-1	2-pc 1 1/4" Snap-In Chrome Sleeve Tubeless Tire Valve	3
s-414	2-pc 1 1/2" Snap-In Tubeless Tire Valve	3
s-415	2-pc 1 1/4" Snap-In Tubeless Tire Valve	3
s-418	2-pc 2" Snap-In Tubeless Tire Valve	3
s-423	2-pc 2 1/2" Snap-In Tubeless Tire Valve	3
s-425	2-pc 2" Snap-In Tubeless Tire Valve	3
s-435	4-pc Chrome Plated Hex Head Hi-Performance Valve Caps	3
s-436	5-pc Nickel Plated Dome Valve Caps	3
s-437	5-pc Nickel Plated Screwdriver Type Valve Caps	3
s-439	5-pc Black Plastic Dome Valve Caps	3
s-442	4-pc 1-1/4" Brass Valve Extensions	3
s-443	3-in-1 Valve Extractor Tool	3
s-444	2-in-1 Valve Core Tool	3
s-445	4-in-1 Valve Repair Tool	3
s-446	2-in-1 Tube Deflator & Core Remover Tool	3
s-447	Valve Fishing Tool	3
s-448	Tire Tread Depth Gage	3
s-449	Valve Insertion Tool	3
s-451	4-pc 3/4" Plastic Valve Extensions	3
s-452	4-pc 1-1/4" Plastic Valve Extensions	3
s-453	4-pc 1-1/2" Plastic Valve Extensions	3
s-454	4-pc 2" Plastic Valve Extensions	3
s-464	2-pc Tractor Valve Replacement Core Housing	3
s-466	3-pc Air/Water Adapter Kit	3

## s-Truckline



## 2' x 2' TRUCKLINE MERCHANDISER

Part No.	s-Truckline	
Part No.	Description	Qty
517	12" Extended Reach Dual Head Straight Foot Tire Inflator Gage	2
518	Heavy Duty Truck Inflator Gage w/ Easy On Grip Chuck	2
951	12" Heavy Duty Extended Reach Dial Type Tire Gage	2
956	9" Heavy Duty Large Bore Dial Type Tire Gage	2
1210	Straight Large Bore Semi-Trailer Air-Brake Testing Tool	2

# INDEX

Box	Bulk	Retail Pkg	Pg
08-A1-506			29
15-N1-1061			38
18-G1-506			38
18-G2-1061			38
18-H2-1061			38
90-A1-1061			38
91-N2-506			38
93-M1-1061			38
94-D1-1061			38
98-A1-501			29
107		s-107	4
	115BK	s-115	4
		s-116	4
		s-117	4
		s-118	4
	120BK	s-120	4
122			4
123			4
131			4
132			5
133			4
134			4
	148BK	s-148	5
149			5
150	150BK	s-150	5
151	151BK		6
152	152BK	s-152	6
	153BK	s-153	6
		s-154	6
155			7
		s-156	7
157		s-157	7
	158BK	158	7
	159BK	159	7
	160BK	s-160	8
		s-160CHIP	12
		s-160SIL	12
		s-160X5A	12
		s-160X5P	12
		161	8
		162	8
		s-163	8
		s-164	9
		s-167	9
		s-168	13
		s-168ADP	13
		s-168RUB	13
		s-168VEN	13
		s-174KIT	9
		s-177	10
		s-181	10
		s-182	10

Box	Bulk	Retail Pkg	Pg
		s-183	10
		s-184	13
		s-194KIT	11
		s-197	11
209	209BK	s-209	15
		s-210	16 + 54
		s-210-14	54
		s-211	16 + 54
		s-212	16 + 54
		s-213	16 + 56
		s-215	17 + 57
		s-216	17 + 55
		s-217	17 + 55
		s-218	17
		s-219	17
		s-220	18
		s-221	18
		s-222	18
		s-223	19 + 60
		s-224	19 + 61
		s-225	19
		s-230	19
		s-300	19
		s-303AKIT	62
		s-303MKIT	62
		s-303TKIT	62
		s-303VKIT	62
		s-305AKIT	62
		s-305MKIT	62
		s-305TKIT	62
		s-305VKIT	62
		s-307AKIT	62
		s-307MKIT	62
		s-307TKIT	62
		s-307VKIT	62
		s-312MKIT	20 + 54
		s-314AKIT	62
		s-314MKIT	62
		s-314TKIT	62
		s-314VKIT	62
350		s-325HKIT	20
	400-6BK	s-400-6	23
404	404-100	s-404	23
406			23
409		s-409	23

Box	50-Pk Box	500-Pk Bulk	Retail Pkg	Pg
413-10	413-50	413-500	s-413	23
413-1			s-413-1	24
414-10	414-50	414-500	s-414	23
415-10	415-50		s-415	23
418-10	418-50	418-500	s-418	23
423-10	423-50	423-500	s-423	23
425-10	425-50	425-500	s-425	23

Box	Bulk	Retail Pkg	Pg
434			24
435		s-435	24
436		s-436	24
437		s-437	24
438			24
439		s-439	24
440			24
440-1			24
440-2			24
440-3			24
440-4		s-440-4	24
440-5			24
		s-441	24
		s-442	24
		s-443	25
444		s-444	25
445		s-445	25
		s-446	25
		s-447	25
448	448BK	s-448	25
		s-449	26
451		s-451	26
452		s-452	26
453		s-453	26
462		s-462	26
463			26
464		s-464	26
		s-465	26
		s-466	26
469		s-469	27
470			27
471			27
473			27
474			27
476			27
481			27
482			27
483			27
484			27
485			27
486		s-486	27
492			28
493-10	493-50		28
494-10	494-50		28
500-4			32
500-6			46
500-7			46
500-43			32
501			29
502			29
503			29
		s-504	29
		s-505	29

# INDEX

Box	Bulk	Retail Pkg	Pg
		s-506	29
506-79A			30
507A			30
507B			30
508			30
509			30
510			30
511			30
512A			30
513			30
514			30
		s-516	29
		517	33
		518	33
519			30
		s-520	31
		s-521	31
		s-522	31
523			31
526			32
527			32
528			32
529			32
		s-530	32
		s-531	32
		550	33
550-1B			33
550-1S			33
		551	33
		552	33
		553	33
		556	33
		561	33
		s-568	33
572A			35
572D			34
573A			35
573D			34
		s-574A	35
		s-574D	34
		s-575A	35
		s-575D	34
		s-576A	35
		s-576D	34
		s-577A	35
		s-577D	34
		s-578A	35
		s-578D	34
		s-580eKIT	37
		s-582e	37
		s-583e	37
		s-584e	37

Box	Bulk	Retail Pkg	Pg
		s-585e	37
		s-586e	37
		s-587e	37
		s-588e	37
600	600BK	s-600	41
600-2			41
600-3			41
600-4			41
601	601BK	s-601	41
602	602BK	s-602	41
603	603BK	s-603	41
604			41
	604-1BK		41
605		s-605	41
605-1			41
605-2		s-605-2	41
605-3			41
		s-609	41
611-4		s-611-4	41
611-6		s-611-6	41
612-6		s-612-6	41
613-6			41
613-8			41
614-2	614-2BK	s-614-2	41
614-4	614-4BK	s-614-4	41
614-6		s-614-6	41
615	615BK	s-615	41
615-8			41
616			42
617		s-617	41
618			42
		s-620	42
		s-621	41
621-11			41
622			41
623			42
		s-637	43
		s-638	43
		s-638-1	43
638-7			43
		s-639	43
640	640BK	s-640	42
641		s-641	42
642	642BK	s-642	42
642-1			42
643	643BK	s-643	42
643-1		s-643-1	42
643-3		s-643-3	42
646	646BK	s-646	42
646-1		s-646-1	42
647		s-647	42
647-1			42

Box	Bulk	Retail Pkg	Pg
647-2			42
		s-648	42
		s-649	42
650		s-650	42
651	651BK	s-651	42
651-1	651-1BK		42
652		s-652	42
652-1			42
652-4			42
652-8		s-652-8	42
653		s-653	43
653-2		s-653-2	43
653-4	653-4BK	s-653-4	43
655		s-655	43
655-1		s-655-1	43
656		s-656	43
		s-656-1	43
		s-657	44
		s-657-1	44
		s-657-2	44
		s-657-3	44
658	658BK	s-658	44
658-1	658-1BK	s-658-1	44
659		s-659	44
660			44
663		s-663	44
		s-676	44
		s-680	44
		s-680-1	44
		s-680-2	44
		s-680-3	44
681			44
681-1			44
		s-682	45
683-4		s-683-4	45
683-5		s-683-5	45
683-6			45
684	684BK	s-684	45
684-4	684-4BK	s-684-4	45
685-4		s-685-4	45
685-6		s-685-6	45
		s-685-8	45
686-3	686-3BK		45
686-3HF	686-3HFBK		45
686-4	686-4BK		45
686-4HF	686-4HFBK		45
686-5	686-5BK		45
686-5HF	686-5HFBK		45
690	690BK	s-690	46
		s-690-12	46
691	691BK		46
		s-692	46

# INDEX

Box	Bulk	Retail Pkg	Pg
693	693BK	s-693	46
		s-693-12	46
		693-12CG	46
694	694BK		46
695	695BK	s-695	46
		s-696	46
697		s-697	46
697-2		s-697-2	46
698	698BK	s-698	46
699	699BK	s-699	46
707			54
711		s-711	54
713	713BK		54
714	714BK		54
715	715BK	s-715	54
		s-715-4	54
		715MC	62
715SFTY		s-715SFTY	53
716	716BK	s-716	54
		716MC	62
716SFTY		s-716SFTY	53
717	717BK		54
717-6	717-6BK		54
718	718BK	s-718	54
718SFTY		s-718SFTY	53
719	719BK	s-719	54
719SFTY		s-719SFTY	53
726			54
727	727BK	s-727	54
		s-727-5	54
		727MC-20	62
728	728BK	s-728	54
		728MC-20	62
729	729BK		54
731	731BK	s-731	54
732	732BK	s-732	54
733	733BK	s-733	54
736	736BK		54
736-6	736-6BK		54
745	745BK	s-745	56
746	746BK	s-746	56
755	755BK	s-755	54
756	756BK	s-756	54
760		s-760	55
760-1		s-760-1	55
		760VC-20	62
761		s-761	55
761-1		s-761-1	55
		761VC-20	62
762		s-762	55
762-1		s-762-1	55
763		s-763	55

Box	Bulk	Retail Pkg	Pg
763-1		s-763-1	55
764		s-764	55
764SFTY		s-764SFTY	53
		764VC	62
765		s-765	55
765SFTY		s-765SFTY	53
		765VC	62
766		s-766	55
766SFTY		s-766SFTY	53
767		s-767	55
767SFTY		s-767SFTY	53
768			54
		s-772	56
775	775BK	s-775	56
		s-775-4	56
		775AC	62
775SFTY		s-775SFTY	53
776	776BK	s-776	56
776-4			56
776-6			56
		776AC	62
776SFTY		s-776SFTY	53
777	777BK	s-777	56
777-4	777-4BK		56
777-6			56
		777AC-20	62
778	778BK	s-778	56
		778AC-20	62
779			57
		s-782	57
783	783BK	s-783	57
		783TC-20	62
784	784BK	s-784	57
		784TC-20	62
785	785BK	s-785	57
785SFTY		s-785SFTY	53
		785TC	62
786	786BK	s-786	57
786-4			57
786-6			57
786SFTY		s-786SFTY	53
		786TC	62
787	787BK		57
788			57
789			57
790	790BK	s-790	58
791	791BK	s-791	58
792	792BK	s-792	58
794		s-794	58
795			58
796			58
797			58

Box	Bulk	Retail Pkg	Pg
798			58
802			65
805			65
805 KIT			65
807			65
819			65
825			65
827			65
838			65
839			65
		s-917	66
	920BK	s-920	66
	921BK	s-921	66
	923BK	s-923	66
	925BK	s-925	66
	927BK	s927	66
		s-928	66
	929BK	s-929	66
		s-931	66
		s-932	66
		s-933	66
		s-934	66
		s-935	67
		s-936	67
		951	67
		956	67
		s-976	68
		s-976C	67
		s-976CKB	67
		s-982	28 + 68
		s-982C	67
		s-982CKB	67
		s-986	68
		s-986C	67
		s-986CKB	67
	986BNT	s-986BNT	68
		s-986CBNT	67
		s-986CBNTKB	67
		1001	83
		1001-4	83
		1001-4B	83
		1001-16	83
		1001-16B	83
		1001-32	83
		1002	82
		1002S	82
		1002-32	82
		1002-32S	82
		1003-4	83
		1018	72
1018M			75
1018P			75

# INDEX

Box	Bulk	Retail Pkg	Pg
1018-6			72
		1018-8	72
		1019	72
1019-6			72
		1019-8	72
		1020	72
1020-6			72
		1020-8	72
1022-8			73
1022-10			73
1026			75
1026-8			75
1027			75
1027-8			75
		1028	76
1028P			75
		1028-8	76
		1029	76
		1029-8	76
		1030	76
		1030-8	76
1031-8			76
1035			73
1036			73
1037			73
1037-8			73
1051-2			86
1051-3			86
1052-1			86
1052-2			86
1052-3			86
1053-2			86
		s-1060	86
		s-1062	86
1071			81
1072			81
1072-2			81
1086-2	1086-2BK	s-1086-2	87
1086-4	1086-4BK	s-1086-4	87
1086-6	1086-6BK	s-1086-6	87
1086-8	1086-8BK		87
1086-12A	1086-12ABK		87
		s-1086-14	86
1086-16A	1086-16ABK		87
		s-1086-18	86
		s-1086-19	86
		s-1086-20	86
1086-20A	1086-20ABK		87
		s-1086-21	86
1086-24	1086-24BK		87
		s-1086-38	86
		s-1086-50	86

Box	Bulk	Retail Pkg	Pg
1086-M	1086-MBK		87
1087-2	1087-2BK		87
1087-2HF	1087-2HFBK		87
1087-4	1087-4BK		87
1087-4HF	1087-4HFBK		87
1087-6	1087-6BK		87
1087-6HF	1087-6HFBK		87
1087-8	1087-8BK		87
1087-8HF	1087-8HFBK		87
1087-12	1087-12BK		87
1087-16	1087-16BK		87
1088-2			87
1088-4		s-1088-4	87
1088-6		s-1088-6	87
1088-8		s-1088-8	87
1088-12			87
1088-16			87
1088-24			87
1090-70		s-1090-70	88
1090-125		s-1090-125	88
1090-150		s-1090-150	88
1090-200		s-1090-200	88
1091		s-1091	88
1091-1		s-1091-1	88
1091-2			88
1092-1		s-1092-1	88
1092-2			88
1093-4		s-1093-4	88
1093-8		s-1093-8	88
1093-12			88
1094-4		s-1094-4	88
1094-6		s-1094-6	88
1094-8		s-1094-8	88
1094-12			88
1094-16			88
1095-75-9			89
1095-125			89
1095-150			89
1097-6		s-1097-6	89
1097-8		s-1097-8	89
1098-4			89
1098-6			89
1100			78
1100M			79
1101			78
1101M			79
1102			78
1102M			79
1103M			79
1104M			79
1106			78
1106-1			79

Box	Bulk	Retail Pkg	Pg
1107			78
1108			78
		1109	80
1109-1			80
		1109-5	80
		1110	80
1110-1			80
		1110-5	80
		1111	80
1111-1			80
		1111-5	80
		1113	74
		1113-8	74
		1114	74
		1114-8	74
		1115	74
		1115-8	74
1118-1			73
1118-2			73
		s-1118-3	73
1120-6			72
1120-8			72
1122-8			73
1131-9			77
1131-10			77
1132-8			77
1139-1			89
1139-2			89
1139-3			89
		s-1140	78
		s-1142	80
1142-1			80
1142-2			80
		s-1144	72
1144M			72
1144-1			73
1144-2			72
	1145BK	s-1145	74
1145-1			74
1145-2			74
		s-1146	74
		s-1150	76
1150M			76
1150-1			76
1152			75
1152-1			75
1160			77
1163			77
		s-1163-1	77
		s-1163-2	90
		s-1163-3	89
		s-1163-4	90

# INDEX

Box	Bulk	Retail Pkg	Pg
		s-1163-5	90
		s-1163-6	90
		s-1163-7	90
		s-1163-8	90
		s-1163-9	90
		s-1163-10	90
		s-1163-11	90
		s-1163-12	90
		s-1163-13	90
		s-1163-14	77
1163-20			77
1163-21			77
		s-1163-22	77
1165			77
1166			77
1167			77
1168			73
1170			81
		1170-1	82
1170-2			81
		1170-8	82
	1173BK	s-1173	82
		s-1174	82
1174-7			82
1180-1			90
1180-2		s-1180-2	90
		1188	75
		1189	75
		1190	75
		1191	75
		1192	75
		1193	75
		1194	75
		1195	75
		1210	91
		s-1235	91
		s-1251	91
1251-2			91
		s-1253	91
1253-1			91
		s-1255	92
		s-1257	92
		1260	92
		1260M	92
1455			23
1457			24
1460			28
1470			28
1471			28
1472			28
1475			28
1477			28

Box	Bulk	Retail Pkg	Pg
1496			28
1623-10			48
1623-11			48
1624-10			48
1624-11			48
1626			49
1626-1			49
	1627-100		47
	1627-250		47
	1627-500BK		47
1628-1			48
	1629-100		47
	1629-250		47
	1629-500BK		47
1630			48
	1630-100		48
	1630-250		48
	1630-500BK		48
1631			48
1632			48
	1632-100		48
	1632-200		48
	1632-500BK		48
1633			48
1634			48
1635			48
1636			48
1636-1			48
1636-150			48
1636-500BK			48
1642			49
	1642-500BK		49
1643			49
1644			49
1645			49
1654-2	1654-2BK		49
1654-3	1654-3BK		49
1654-4	1654-4BK		49
1654-5	1654-5BK		49
1654-6	1654-6BK		49
1654-7	1654-7BK		49
1654-8	1654-8BK		49
1654-9	1654-9BK		49
1654-12	1654-12K		49
		1667	50
		1669	50
		1669-1	50
1669-100			50
		1670	50
1671-10			50
1671-20			50
1671-30			50

Box	Bulk	Retail Pkg	Pg
1672-20			50
1672-30			50
1673-20			50
		1674	50
		1674-4	50
		1675	50
		1675-1	50
		1675-4	50
		1675-5	50
1700			47
1702-4	1702-4BK		47
1703-6			47
1704-6			47
1704-8			47
1705-4			47
1705-6			47
1706-4			47
1706-6		s-1706-6	47
1717-4	1717-4BK		54
1717-6	1717-6BK		54
1736-4	1736-4BK		54
1736-6	1736-6BK		54
1740-4			47
1742-6			47
1746-6	1746-6BK		59
1747-6	1747-6BK		59
1761	1761BK		63
1762			63
1763			63
1764	1764BK		63
1765	1765BK		63
1766			63
1767	1767BK		63
1768			63
1777-6			56
1783-6			57
1786-4			57
1786-6			57
1796-6	1796-6BK		60
1797-6			60
		s-1802	59
1803	1803BK	s-1803	59
1803SFTY		s-1803SFTY	53
1804	1804BK	s-1804	59
1804SFTY		s-1804SFTY	53
1805	1805BK	s-1805	59
1805SFTY		s-1805SFTY	53
1806	1806BK	s-1806	59
1806SFTY		s-1806SFTY	53
1806-6	1806-6BK		59
1807	1807BK	s-1807	59
1807-6			59

# INDEX

Box	Bulk	Retail Pkg	Pg
1808	1808BK	s-1808	59
1809	1809BK	s-1809	59
1810	1810BK	s-1810	59
1813			61
1814			61
1815	1815BK	s-1815	61
		s-1815-2	61
1815SFTY		s-1815SFTY	53
1816	1816BK	s-1816	61
1816SFTY		s-1816SFTY	53
1817	1817BK	s-1817	61
1818	1818BK	s-1818	61
1819	1819BK		61
1820			61
1833	1833BK	s-1833	60
1833SFTY		s-1833SFTY	53
1834	1834BK	s-1834	60
1834SFTY		s-1834SFTY	53
1835	1835BK	s-1835	60
		s-1835-4	60
1835SFTY		s-1835SFTY	53
1836	1836BK	s-1836	60
1836-6			60
1836SFTY		s-1836SFTY	53
1837	1837BK	s-1837	60
1837-6	1837-6BK		60
1838	1838BK	s-1838	60
1839	1839BK	s-1839	60
1840	1840BK	s-1840	60
1855	1855BK		61
1857	1857BK		61
1858	1858BK		61
1859	1859BK		61
1860			61
1862			64
1862-4			64
1862-6			64
1862-8			64
1862-10			64
1862-12			64
1862-14			64
1863			64
1863-2			64
1863-4			64
1863-6			64
1863-8			64
1864			64
1864-2			64
1864-4			64
1864-6			64
1864-8			64
1864-10			64

Box	Bulk	Retail Pkg	Pg
1864-12			64
1864-14			64
1865-1			64
1865-2			64
1865-3			64
1865-4			64
1875			60
1877			60
1878			60
2001-1			93
2001-2			93
2001-3			93
2001-4			93
2001-5			93
2001-6			93
2001-7			93
2001-8			93
2001-9			93
2002-1			93
2002-2			93
2002-3			93
2002-4			93
2002-5			93
2002-6			93
2002-7			93
2002-8			93
2002-9			93
2003-1			93
2003-2			93
2003-3			93
2003-4			93
2003-5			93
2003-6			93
2003-7			93
2003-8			93
2003-9			93
2004-1			93
2004-2			93
2004-3			93
2004-4			93
2004-5			93
2004-6			93
2004-7			93
2004-8			93
2004-9			93
2005-1			94
2005-2			94
2005-3			94
2005-4			94
2005-5			94
2005-6			94
2005-7			94

Box	Bulk	Retail Pkg	Pg
2005-8			94
2005-9			94
2006-1			94
2006-2			94
2006-3			94
2006-4			94
2006-5			94
2006-6			94
2006-7			94
2006-8			94
2006-9			94
2007-1			94
2007-2			94
2007-3			94
2007-4			94
2007-5			94
2007-6			94
2007-7			94
2007-8			94
2007-9			94
2008-1			94
2008-2			94
2008-3			94
2008-4			94
2008-5			94
2008-6			94
2008-7			94
2008-8			94
2008-9			94
2009-1			94
2009-2			94
2009-3			94
2009-4			94
2009-5			94
2009-6			94
2009-7			94
2010-1			94
2010-2			94
2010-3			94
2010-4			94
2101-1			93
2101-2			93
2101-3			93
2101-4			93
2101-5			93
2101-7			93
2102-1			93
2102-2			93
2102-3			93
2102-4			93
2102-5			93
2102-7			93

# INDEX

Box	Bulk	Retail Pkg	Pg
2103-1			93
2103-2			93
2103-3			93
2103-4			93
2103-5			93
2103-7			93
2104-1			93
2104-2			93
2104-3			93
2104-4			93
2104-5			93
2104-7			93
2105-1			94
2105-2			94
2105-3			94
2105-4			94
2105-5			94
2105-7			94
2106-1			94
2106-2			94
2106-3			94
2106-4			94
2106-5			94
2106-7			94
2107-1			94
2107-2			94
2107-4			94
2107-5			94
2107-7			94
2108-1			94
2108-2			94
2108-4			94
2108-5			94
2108-7			94
2200-1			95
2200-2		s-2200-2	95
2200-3		s-2200-3	95
2200-4		s-2200-4	95
2200-5			95
2200-6			95
2200-8		s-2200-8	95
2200-9		s-2200-9	95
2200-10		s-2200-10	95
2200-11			95
2200-12		s-2200-12	95
2200-13			95
2200-14			95
2202-1			95
2202-2		s-2202-2	95
2202-3		s-2202-3	95
2202-4		s-2202-4	95
2202-5			95



Box	Bulk	Retail Pkg	Pg
2202-6			95
2202-9		s-2202-9	95
2202-10		s-2202-10	95
2202-11		s-2202-11	95
2202-12			95
2202-13			95
2202-14			95
2203-1			95
2203-2			95
2203-3			95
2203-7			95
2203-8			95
2203-9			95
2203-10			95
2203-11			95
2203-12			95
2204-1			95
2204-2			95
2204-3			95
2204-7			95
2204-8			95
2204-9			95
2204-10			95
2204-11			95
2204-12			95
2205-1			96
2205-2			96
2205-3			96
2205-7			96
2205-8			96
2205-9			96
2205-10			96
2205-11			96
2205-12			96
2206-1			96
2206-2			96
2206-3			96
2206-7			96
2206-8			96
2206-9			96
2206-10			96
2206-11			96
2206-12			96
2207-1		s-2207-1	96
2207-2			96
2207-3		s-2207-3	96
2207-4			96
2209-1		s-2209-1	96
2209-2			96
2209-3		s-2209-3	96
2209-4			96
2210-1		s-2210-1	96

Box	Bulk	Retail Pkg	Pg
2210-2			96
2210-3		s-2210-3	96
2210-4			96
2211-1			96
2212-1			96
2212-2			96
2212-3			96
2213-1			96
2213-2			96
2213-3			96
2213-6			96
2213-7			96
2213-8			96
2214-1			96
2214-2			96
2214-3			96
2214-6			96
2214-7			96
2214-8			96
2214-9			96
2760-3LH			97
2760-6LH			97
		2760-50D	97
2780-3LH			97
2780-6LH			97
		2780-50D	97
		2800S-KIT	98
		2800MILKIT	99
		2810A-KIT	98
		s-3100	100
		s-3101	100
		s-3102	100
		s-3103	100
		s-3200	100
		s-3201	100
		s-3202	100
		s-3203	100
		s-3204	100
		s-3205	100
		s-3206	101
		s-3207	101
		s-3208	101
		s-3209	101
		s-3210	101
		s-3211	101
		s-3212	101
		s-3213	101
		s-3214	101
		s-3215	101
		s-3216	101
		s-3217	101
		s-3218	101



Box	Bulk	Retail Pkg	Pg
		s-3219	101
		s-3220	101
		s-3221	101
		s-3222	101
		s-3223	101
		s-3224	101
		s-3225	101
		s-3226	101
		s-3227	101
		s-3228	101
		s-3229	101
		s-3230	101
		s-3231	101
		s-3232	101
		s-3233	101
		s-3234	101
		s-3235	101
		s-99681	46
		s-99681-1	46
		s-99681-2	46
		s-99681-3	46
		s-99681-4	46
		s-99681-5	46
		s-99681-6	46
		s-99681-7	46
		s-99681-8	46
		s-99681-9	46
		s-99705	63
		s-99706	63
		s-99773	63
		s-99774	63
		s-99787	63
		s-99788	63
		s-99900	68
		EX0307BKIT	20
		EX0312BKIT	20
		EX0312MKIT	22
		EX0317BKIT	21
		EX0318BKIT	21
		EX0320HKIT	21
		EX0320MKIT	22
		EX0325HKIT	21
		EX0500D	39
		EX0500P	39
		EX0510BKIT	22 + 40
		EX0510PKIT	22 + 40
		EX0510WKIT	22 + 40
		EX4405KIT	15
		EX448DIG	26
		EX516DIG	68
		EX536KIT	39
		EX5005CKIT	14

Box	Bulk	Retail Pkg	Pg
		EX5005KIT	14
		MA1425OR	47
		MA1450OR	47
		MA3825OR	47
		MA3835OR	47
		MA3850OR	47
		MA38100OR	47
		P08-A1-506	30
		P98-A1-501	30
		P500-44	32
		P500-45	32
		P576-1	35
		P1120-17	73
		P1170-12	81
		P1170-15	81
		P2761	97
		P2781	97
		s-BloGun	103
		s-Color1	110
		s-Coupler	104
		s-FRL	103
		s-Gages	105
		s-GrsGun	105
		s-GrsGun2x2	106
		s-Hdwe	106
		s-Hdwe2	107
		s-HoseFit	104
		s-HvyDuty	108
		s-Milton44	102
		s-PBE	109
		s-PneuAcc	110
		s-TireHrdw	111
		s-Truckline	111





***SIMPLY BETTER AIR®***  
***... and Beyond***

***INNOVATION    QUALITY    DEPENDABILITY***

**FOR OVER  YEARS**

**[www.miltonindustries.com](http://www.miltonindustries.com)**

4500 W. Cortland St. Chicago, IL USA  
P: 855.GO4.MILT (855.464.6458)  
[sales@miltonindustries.com](mailto:sales@miltonindustries.com)

#2021MILCAT  
3/2021