

# 60V<sup>MAX</sup> BATTERY

## FLEX-FORCE POWER SYSTEM<sup>™</sup>



ONE POWERFUL BATTERY

# 75+

INTERCHANGEABLE  
TOOLS



*True Value*

©2022 The Toro Company. All Rights Reserved. Specifications subject to change without notice and without incurring obligation. Products depicted are for demonstration purposes only. Actual products offered for sale may vary in design, required attachments and safety features. \*Battery manufacturer rating = 60V maximum and 54V typical usage. Actual voltage varies with load.



DISCOVER OUR LATEST 60V MAX<sup>™</sup> FLEX-FORCE TOOLS AND YARD TECH  
SNOW BLOWERS | WALK MOWERS | PORTABLE POWER TOOLS



# FEAR NO STORM



†Based on average TraQline dollar share for snow blower market from 2013 – December 2022


*True Value*





# FEAR NO STORM

If you've never experienced a Flex-Force 60V snow blower before, you're in for a battery-powered snow-destroyin' treat. Toro's battery powered snow blowers and cordless power shovels are all the machine you need to take winter by storm. These powerful snow removal tools blast through thick, crusty drifts or heavy, wet snow. Pair a snow blower with a Power Shovel and easily interchange the 60V Max battery between the two. Each comes with a 3-phase brushless motor, giving you more power, more runtime, and longer life from your tool.



## POWER SHOVEL<sup>®</sup>

Easy to maneuver, convenient, and cordless snow clearing. Two speeds provide more power when you want it, and more control when you need it.



## POWER CLEAR<sup>®</sup> SINGLE-STAGE SNOW BLOWERS

Gives you the edge in speed, quality and convenience.

MODEL 39921



## SELF-PROPEL POWER CURVE<sup>®</sup> TECHNOLOGY

Ground engaging paddle powers through compacted snow with ease.



## SNOWDRIFT STRENGTH

Bust through 2-9" of heavy, wet snow, throwing it up to 40 feet.\*\*



## POWERFUL, QUICK CLEARING

Clear up to an 18 car driveway on a single charge.<sup>§</sup>



## POWER MAX<sup>®</sup> TWO-STAGE SNOW BLOWERS

Three battery ports where the gas tank used to be!

MODEL 39924



## GO THREE ROUNDS WITH OLD MAN WINTER

The only snow blower with three battery ports, this machine has all the power you need to get the job done right.



## CLEAR THE TOUGHEST SNOW FAST

Clear up to a 39 car driveway on a single charge.<sup>§</sup>

	POWER SHOVEL <sup>®</sup>  LIGHTWEIGHT	POWER CLEAR <sup>®</sup>  POWER CLEAR MAX  SELF-PROPEL POWER CURVE <sup>®</sup>		POWER MAX <sup>®</sup>  HEAVY-DUTY STEEL CONSTRUCTION  TWO-STAGE POWER MAX HA 60V E26	
MODEL / BARE TOOL	39909 / 39909T	39901 / 39901T	39921 / 39921T	39924 / N/A	39926 / 39926T
CLEARING WIDTH	12" / 30.5 cm	» 21" / 53.3 cm	» 21" / 53.3 cm w/Extended Life Paddles	» 24" / 61.0 cm	» 26" / 66.0 cm
CLEARING CAPACITY**	Decks, steps, patios and up to 4 parked cars	» Up to 12 parked cars	» Up to 15 parked cars	» Up to 24 parked cars (12 cars per battery) Up to 15 cars more with additional 3rd battery	» Up to 30 parked cars (15 cars per battery) Up to 15 cars more with additional 3rd battery
BATTERY	2.5 ah, 135 wh (L135)	» 7.5 ah, 405 wh (L405)	» 1 x 7.5 ah 405 wh (L405) + 1 x 2.5 ah, 135 wh (L135)	» 2 x 6.0 ah, 324 wh (L324)	» 2 x 7.5 ah
SNOW CUT DEPTH	6" / 15.2 cm	» 12" / 30.5 cm	12" / 30.5 cm	» 20" / 50.8 cm	20" / 50.8 cm
CHARGE TIME	60 min	180 min	180 min	150 min	180 min
THROWING DISTANCE**	Up to 25' / 7.6 m	» Up to 40' / 12.2 m	Up to 30' / 9.1 m	» Up to 45' / 13.7 m	Up to 45' / 13.7 m
AUGER SYSTEM	Power Curve	Patent Pending Power Edge™	» Power Curve <sup>®</sup> Self-Propel	» Power Max Anti-Clogging System	Power Max Anti-Clogging System
AUGER DIAMETER	6.5" / 16.5 cm	» 7" / 17.8 cm	» 8.5" / 21.6 cm	» 11" / 27.9 cm	11" / 27.9 cm
IMPELLER DIAMETER	-	-	-	11" / 27.9 cm	11" / 27.9 cm
AUGER GEARBOX	-	-	-	» Hardened Gears; No Shear Pins	Hardened Gears; No Shear Pins
HANDLE	-	Adjustable	Ergonomic	Standard	» Heavy-Duty
DEFLECTOR	-	Locking	Locking	Single	Single
CHUTE CONTROL	-	Quick Turn	Chute Mounted	» Quick Stick <sup>®</sup>	Quick Stick
CHUTE CONSTRUCTION	-	Sub Zero Curved Chute	» High Capacity Chute	» Steel	Steel
TIRES	-	6 7/8" x 2" 17.5 cm x 5.1 cm	» 7" / 17.8 cm	» 15" / 38.1 cm	15" / 38.1 cm
LIGHT	-	Panoramic LED	Panoramic LED	LED	LED
WARRANTY***	3-Year Limited, 3-Year Battery	2-Year Limited, 3-Year Battery	2-Year Limited, 3-Year Battery	3-Year Limited, 3-Year Battery	3-Year Limited, 3-Year Battery

<sup>†</sup>Based on average TraQline dollar share for snow blower market from 2013 – December 2022. <sup>\*</sup>Battery manufacturer rating = 60V maximum & 54V typical usage. Actual voltage varies with load. <sup>§</sup>Run time varies based on usage conditions. Max run time specs based on light conditions and/or lowest speed settings. <sup>\*\*</sup>Throw distance and clearing capacity will vary with conditions. <sup>\*\*\*</sup>See dealer for complete warranty details.





NEW!

PRO-LEVEL STRIPING MOWERS

# IT CUTS A MEAN STREAK

Introducing the new Toro 60V Striping Mower that’s cutting circles around other mowers. Featuring pro-level striping to deliver a statement-making, neighbor-envying lawn while redefining mowing in a powerful way. Simple. Stunning. Striping.



NEW!

60V MAX<sup>®</sup> FLEX-FORCE<sup>®</sup> MOWERS | STRIPE<sup>™</sup>

# STRIPE

## IT CUTS A MEAN STREAK

Introducing the new Toro 60V Max<sup>®</sup> Stripe<sup>™</sup> mower that’s cutting circles around the competition.

	STRIPING	DUAL BLADES	MULCHING	
	PRO-LEVEL STRIPING			
	PUSH NEW!	SELF-PROPEL NEW!	SELF-PROPEL NEW!	DUAL BLADE SELF-PROPEL NEW!
MODEL	21611	21620	21621	21623
ITEM # / MAP	114655 / \$479	114656 / \$579	114657 / \$629	114658 / \$729
DECK SIZE	21" / 53 cm	21" / 53 cm	21" / 53 cm	21" / 53 cm
DECK MATERIAL	Synthetic	Synthetic	Synthetic	Synthetic
BATTERY	4.0Ah, 216 wh (L216)	» 5.0Ah, 270 wh (L270)	» 6.0Ah, 324 wh (L324)	» 7.5Ah, 405 wh (L405)
MOTOR	Brushless DC	Brushless DC	Brushless DC	Brushless DC
GRASS CUT IN A SINGLE CHARGE	Up to 1/2 acre	Up to 1/2 acre	Up to 1/2 acre	Up to 2/3 acre
RUN TIME <sup>§</sup>	Up to 50 min	Up to 50 min	» Up to 60 min	» Up to 65 min
CHARGE TIME	205 min	230 min	300 min	» 70 min w/Rapid Charger
DRIVE SYSTEM	Push	» Self-Propel Rear Wheel Drive	Self-Propel Rear Wheel Drive	Self-Propel Rear Wheel Drive
TORO PERFORMANCE WARRANTY**	3-Year Limited Battery; 2-Year Limited Mower	3-Year Limited Battery; 2-Year Limited Mower	3-Year Limited Battery; 2-Year Limited Mower	3-Year Limited Battery; 2-Year Limited Mower
FEATURES				
CUTTING SYSTEM	Recycler	Recycler	Recycler	Recycler
BUILT-IN STRIPING TECHNOLOGY	✓	✓	✓	✓
DUAL BLADE TECHNOLOGY	-	-	-	» ✓
SUPER BAGGER	-	» ✓	✓	✓
TRACTION HIGH WHEEL	✓	✓	✓	✓
SMARTSTOW®	✓	✓	✓	✓
LED LIGHTS	-	-	» ✓	✓
PUSH BUTTON START	✓	✓	✓	✓
RAPID CHARGER	-	-	-	» ✓
HEIGHT OF CUT	1.0" - 4.0" / 2.5 - 10 cm	1.0" - 4.0" / 2.5 - 10 cm	1.0" - 4.0" / 2.5 - 10 cm	1.0" - 4.0" / 2.5 - 10 cm
WHEEL HEIGHT	8" Front / 20.3 cm 10" Rear / 25.4 cm	8" Front / 20.3 cm 10" Rear / 25.4 cm	8" Front / 20.3 cm 10" Rear / 25.4 cm	8" Front / 20.3 cm 10" Rear / 25.4 cm
HANDLE	1 Piece, Adjustable Height	1 Piece, Adjustable Height	1 Piece, Adjustable Height	1 Piece, Adjustable Height
WEIGHT	65 lbs. / 29.5 kg	71 lbs. / 32.2 kg	72 lbs. / 32.7 kg	73 lbs. / 33.1 kg

## SIMPLE. STUNNING. STRIPING.

Pro-level striping to deliver a statement-making, neighbor-envying lawn while redefining mowing in a powerful way.



### DUAL BLADES

Surgically cut and recut grass into fine clippings. Less work for you no matter what kind of grass you have.



### LIGHTWEIGHT 21" DECK

25%<sup>†</sup> lighter than other battery-powered mowers, making it easy to steer and create the perfectly striped lawn.



### LIGHT AND BRIGHT

Front dual LED headlights equip you to get the job done anytime, day or night.

» Enhanced or step-up feature  
\*Based on average TraiLine dollar share for walk behind mower market from 2017 - 2021. \*Based on average TraiLine dollar share for snow blower market from 2018 - 2022. \*Battery manufacturer rating = 60V maximum & 54V typical usage. Actual voltage varies with load.  
§Run time varies based on usage conditions. Max run time specs based on light conditions and/or lowest speed settings. \*\*See dealer for complete warranty details.



RECYCLER® | SUPER RECYCLER® | eTIMEMASTER® MOWERS

# DOES EVERYTHING GAS CAN MINUS THE GAS CAN

America's #1 selling mower brand<sup>o</sup>, Toro, offers all the legendary performance and durability you expect from a Toro, with the compatibility of the Flex-Force Power System<sup>®</sup>. These dominant, battery-operated lawn mowers come with our interchangeable battery allowing you to use your Toro 60V Max<sup>®</sup> battery seamlessly with more than 75 other products in Toro's Flex-Force yard tool lineup.

60V MAX  
FLEX-FORCE



RECYCLER<sup>®</sup>  
CUTTING SYSTEM

MODEL 21467

## RECYCLER<sup>®</sup> WALK POWER MOWERS

21" and 22" durable steel decks

Recycler<sup>®</sup> Cutting System feeds your lawn Lawn Vitamins<sup>™</sup>, fine clippings that nourish your grass

Push, self-propel rear wheel drive and Personal Pace<sup>®</sup> Auto-Drive<sup>™</sup> rear wheel drive options available



SUPER RECYCLER<sup>®</sup>  
CUTTING SYSTEM

MODEL 21568

## SUPER RECYCLER<sup>®</sup> WALK POWER MOWER

Durable rust-proof, cast-aluminum deck

Super Recycler<sup>®</sup> Cutting System features dual blade accelerators and under-deck bumpers to shave clippings to an ultra-fine mulch, adding nutrients to your lawn

Glide over holes and bumps with ease with Toro's FLEX Handle<sup>™</sup> suspension



eTIMEMASTER<sup>®</sup>  
DUAL-FORCE CUTTING SYSTEM

MODEL 21491

## eTIMEMASTER<sup>®</sup> WALK POWER MOWER

30" steel deck with cast-aluminum frame reduces mowing time up to 40%<sup>\*\*</sup>

Tackle tall grass and rough terrain with Dual-Force<sup>™</sup> dual blade technology and 2 - 10.0 ah, 540 wh batteries

Save space with the Quick Stow fold-up handle



### PERSONAL PACE<sup>®</sup> AUTO-DRIVE<sup>™</sup>

No knobs, no levers, no learning—self-propel evolved. Grab the easy-to-steer handle and go.

AVAILABLE ON  
**RECYCLER | SUPER RECYCLER | eTIMEMASTER**



### VORTEX TECHNOLOGY<sup>™</sup>

More airflow to supercharge your grass cutting. Ultra-fine clippings provide a nourished, greener, more lush lawn.

AVAILABLE ON  
**RECYCLER | SUPER RECYCLER**



### SMARTSTOW<sup>®</sup>

Save up to 70% floor space<sup>™</sup> in the garage or shed for toys, tools and things that really matter.

AVAILABLE ON  
**RECYCLER | SUPER RECYCLER**



### SUPER BAGGER

Shaped for easier lifting, no-shake dumping and holds more clippings so you empty less often.

AVAILABLE ON  
**RECYCLER | SUPER RECYCLER**



### LIGHT AND BRIGHT

Front dual LED headlights equip you to get the job done anytime, day or night.

AVAILABLE ON  
**RECYCLER | SUPER RECYCLER | eTIMEMASTER**



### TRACTION HIGH WHEEL

Provides control and easier maneuverability through turns with greater precision over uneven terrain.

AVAILABLE ON  
**RECYCLER | SUPER RECYCLER**



MODEL / BARE TOOL	RECYCLER <sup>®</sup>		SUPER RECYCLER <sup>®</sup>		eTIMEMASTER <sup>®</sup>
	LIGHT DUTY		CAST-ALUMINUM DECK		30" WIDE-AREA DECK
	PUSH <b>NEW!</b>	SELF-PROPEL <b>NEW!</b>	PERSONAL PACE <sup>®</sup> AUTO-DRIVE <sup>™</sup> <b>NEW!</b>	PERSONAL PACE <sup>®</sup> AUTO-DRIVE <sup>™</sup> <b>NEW!</b>	PERSONAL PACE <sup>®</sup> W/TRACTION ASSIST <b>NEW!</b>
MODEL / BARE TOOL	21323 / 21323T	21326 / 21326T	21467 / 21467T	21568 / 21568T	21491 / 21491T
ITEM	114648 / 115089	114651 / 115094	114652 / TBD	114654 / 114808	114653 / 115097
MAP	\$459 / \$359	\$529 / \$429	\$649 / \$549	\$849 / \$749	\$2399 / \$1899
DECK SIZE	21" / 53 cm	21" / 53 cm	22" / 56 cm	21" / 53 cm	30" / 76 cm
DECK MATERIAL	Steel	Steel	» Steel	» Cast-Aluminum	» Steel Deck, Cast-Aluminum Frame
BATTERY <sup>*</sup>	4.0Ah, 235 wh (L235)	» 5.0Ah, 270 wh (L270)	» 6.0Ah, 324 wh (L324)	» 7.5 ah, 405 wh (L405)	» 2 - 10.0 ah, 540 wh (L540)
MOTOR	Brushless DC	Brushless DC	Brushless DC	Brushless DC	Brushless DC
GRASS CUT IN A SINGLE CHARGE	0.33 acre	0.33 acre	0.33 acre	0.33 acre	Up to 1.1 acre
RUN TIME <sup>‡</sup>	38 min	» 43 min	40 min	» 50 min	» 60 min
CHARGE TIME	105 min	120 min	160 min	180 min	250 min
DRIVE SYSTEM	Push	» Self-Propel Rear Wheel Drive	» Personal Pace <sup>®</sup> Auto- Drive <sup>™</sup> Rear Wheel Drive	Personal Pace Auto-Drive Rear Wheel Drive	Personal Pace Self-Propel w/Traction Assist Handle
TORO PERFORMANCE WARRANTY <sup>***</sup>	3-Year Limited Battery; 2-Year Limited Mower	3-Year Limited Battery; 2-Year Limited Mower	3-Year Limited Battery; 2-Year Limited Mower	» 3-Year Limited Battery; 5-Year Limited Mower	3-Year Limited Battery; 3-Year Limited Mower
FEATURES					
CUTTING SYSTEM	Recycler	Recycler	Recycler	» Super Recycler	» Dual-Force <sup>™</sup> Dual Blade Technology
VORTEX TECHNOLOGY	–	–	» ✓	✓	–
SUPER BAGGER	–	–	» ✓	✓	–
BAG ON DEMAND	–	–	✓	–	–
TRACTION HIGH WHEEL	✓	✓	✓	✓	–
SMARTSTOW <sup>®</sup>	✓	✓	✓	✓	–
LED LIGHTS	–	–	» ✓	✓	✓
PUSH BUTTON START	✓	✓	✓	✓	✓
HEIGHT OF CUT	1.25" to 3.75" / 3.2 - 9.5 cm	1.25" to 3.75" / 3.2 - 9.5 cm	1.0" - 4.0" / 2.5 - 10 cm	1.0" - 4.0" / 2.5 - 10 cm	1.25" - 4.25" / 3.2 - 10.8 cm 2-point
WHEEL HEIGHT	7" Front / 17.8 cm 8" Rear / 20.3 cm	7" Front / 17.8 cm 8" Rear / 20.3 cm	8" Front / 20.3 cm 10" Rear / 25.4 cm	8" Front / 20.3 cm 10" Rear / 25.4 cm	8" Front/ 20.3 cm 10" Rear/25.4 cm
HANDLE	SmartStow, 1 Piece, Adjustable Height	SmartStow, 1 Piece, Adjustable Height	SmartStow, 1 Piece, Adjustable Height	Flex Handle Suspension, Adjustable Height	Quick Stow 90° Storage, Adjustable Height
WEIGHT	64 lbs. / 29.0 kg	65 lbs. / 29.5 kg	85 lbs. / 38.6 kg	90 lbs. / 40.8 kg	159 lbs. / 72.1 kg

<sup>\*</sup>Based on average TraLine dollar share for walk behind mower market from 2017 - 2021. <sup>\*</sup>Battery manufacturer rating - 60V maximum & 54V typical usage. Actual voltage varies with load. <sup>\*\*</sup>Time savings via wider cutting path and enhanced speed of eTimeMaster vs. 21" Toro mower, and will vary due to mowing conditions. <sup>™</sup>Space savings are in relation to the space consumed by a Toro 22" mower that is stored with the handle in the standard operating position. <sup>‡</sup>Run time varies based on usage conditions. Max run time specs based on light conditions and/or lowest speed settings. <sup>\*\*\*</sup>See dealer for complete warranty details.

TrueValue.



60V MAX<sup>®</sup> FLEX-FORCE<sup>®</sup> PORTABLE POWER TOOLS

# EASY TO CONTROL 60-VOLT MUSCLE THAT NEVER GETS GASSED

Toro's Flex-Force Power System<sup>®</sup> includes an interchangeable battery allowing you to use your cordless lawn equipment products seamlessly. It's the one cordless system you need to command a full line of unbeatable battery operated lawn equipment from handhelds like trimmers and blowers all the way up to the biggest, baddest, most powerful mowers in our battery-powered lineup.



## LEAF BLOWER

### MOVE MORE LEAVES FASTER


Clear your leaves faster with up to 605 CFM of air volume and up to 157 MPH air speed\*\*

### GET MORE POWER WHEN YOU NEED IT

Boost your power when the leaves get thick with a variable-speed trigger and turbo-boost button

### STAY COMFORTABLE

Hand cramps are thing of the past with cruise control and an ergonomic handle



## STRING TRIMMER

### PICK YOUR PERFORMANCE

Get the exact trim you want for the job by adjusting your line size and cutting length

### REPLACE YOUR LINE IN NO TIME

No spools! Just thread the line and spin the dial

### TAKE ON THE TOUGH JOBS

Power through the toughest grass with more motor torque



## 16" CHAINSAW

### GET MORE DONE

Cut through a 6" x 6" timber up to 50 times on a single charge<sup>®</sup>

### EASY TO START

Just push the button and pull the trigger to start

### EASY TO USE

Pro-style chain tensioning with on-board tool storage and automatic chain oiler



## 24" HEDGE TRIMMER

### ROTATING COMFORT GRIP HANDLE

180° rotating handle makes vertical trimming quick, easy and comfortable with a simple push of a button

### EXCLUSIVE BLADE DESIGN

Provides a cleaner, more efficient cut

### MAKES QUICK WORK OF BIG JOBS

Tackle big jobs in less time with 24" bar and 3/4" cut capacity



## STICK EDGER

### BUILT TO LAST

Cast-aluminum motor housing with high-carbon steel blade for maximum durability

### ULTIMATE CONTROL

Variable speed trigger, adjustable cutting depth, and adjustable guide wheel for precision edging

### SUPERIOR COMFORT

Blade guard, debris-blocker, and comfort grip handle keep you clean and comfortable

LEAF BLOWER			
MODEL / BARE TOOL	51822 / N/A	51820 / 51820T	51821 / NA
ITEM	114821	114659 / 114811	114660
MAP	\$299.99	\$229.99 / \$149.99	\$189.99
CFM (AIR VOLUME)	605 CFM	605 CFM	565 CFM
MPH (AIR SPEED)	157 mph	120 mph	110 mph
SPEED CONTROL	Variable speed, Turbo boost		
BATTERY	4.0 ah, 216 wh (L216)	2.5 ah, 135 wh (L135)	2.0 ah, 108 wh (L108)
MOTOR	Brushless DC		
RUN TIME <sup>§</sup>	Up to 140 min (Low Speed)	Up to 90 min (Low Speed)	
WARRANTY***	3-Year Tool, 3-Year Battery		

STRING TRIMMER		
MODEL / BARE TOOL	51830 / 51830T	51831 / 51831T
ITEM	114661 / 114813	114662 / 114814
MAP	\$229.99 / \$149.99	\$189.99 / \$129.99
CUT WIDTH	14" - 16"	13" - 15"
TRIMMER LINE	0.095" Included	0.080" Included
SPEED CONTROL	Variable	
BATTERY	2.5 ah, 135 wh (L135)	2.0 ah, 108 wh (L108)
MOTOR	Brushless DC	
RUN TIME <sup>§</sup>	Up to 60 min	Up to 45 min
WARRANTY <sup>***</sup>	3-Year Tool, 3-Year Battery	

16" CHAINSAW		
MODEL / BARE TOOL	51850 / 51850T	51851 / N/A
ITEM	114667 / 114818	114668
MAP	\$299.99 / \$229.99	\$259.99
BAR LENGTH	16"	
CHAIN PITCH/GAUGE	Pitch .375" / Gauge .043"	
CHAIN OIL CAPACITY	270 ml	
CHAIN BRAKE	Electric	
CHAIN TENSIONING	Tooled (Included)	
BATTERY	2.5 ah, 135 wh (L135)	2.0 ah, 108 wh (L108)
MOTOR	Brushless DC	
WARRANTY <sup>***</sup>	3-Year Tool, 3-Year Battery	

24" HEDGE TRIMMER		
MODEL / BARE TOOL	51840 / 51840T	51841 / N/A
ITEM	114665 / 114817	114666
MAP	\$229.99 / \$149.99	\$189.99
BAR LENGTH	24"	
CUT CAPACITY	3/4"	
BLADE MATERIAL	Hardened Steel	
STROKES/MINUTE	3200	
HANDLE	Rotating w/Comfort Grip	
BATTERY	2.5 ah, 135 wh (L135)	2.0 ah, 108 wh (L108)
MOTOR	Brushless DC	
RUN TIME <sup>§</sup>	Up to 60 min	Up to 45 min
WARRANTY <sup>***</sup>	3-Year Tool, 3-Year Battery	

STICK EDGER	
MODEL / BARE TOOL	51833 / 51833T
ITEM	114663 / 114815
MAP	\$279.99 / \$219.99
BLADE LENGTH	8"
BLADE MATERIAL	Heat-Treated, High Carbon Steel
CUTTING DEPTH	Up to 1" (Adjustable)
SPEED CONTROL	Variable
MOTOR HOUSING	Cast-Aluminum
BATTERY	2.0 ah, 108 wh (L108)
MOTOR	Brushless DC
RUN TIME <sup>§</sup>	Up to 45 min
WARRANTY <sup>***</sup>	3-Year Tool, 3-Year Battery

## COMBO KIT

13" I .080" LINE TRIMMER  
490 CFM I 100 MPH BLOWER

MODEL 51881  
ITEM 21038770055  
MAP \$299.99



### BLOWER

#### TURBO BOOST PERFORMANCE

490 CFM of air volume and 100 mph air speed

#### OPTIMIZE RUN TIME

Variable-speed, cruise control and turbo boost match the power to the job

### TRIMMER

#### HIGH PERFORMANCE TRIMMING

Durable 0.080" line and productive 13" width cut

#### PRECISION CONTROL

Variable-speed trigger optimizes run time and performance

BLOWER		TRIMMER	
CFM (AIR VOLUME)	490 CFM	CUTTING WIDTH	13"
MPH (AIR SPEED)	100 mph	TRIMMER LINE	0.080" Included
RUN TIME <sup>§</sup>	Up to 60 min (Low Speed)	RUN TIME <sup>§</sup>	Up to 45 min
SPEED CONTROL	Variable Speed, Turbo Boost	SPEED CONTROL	Dual Speed
COMFORT GRIP	Standard	COMFORT GRIP	Standard
BATTERY	2.0 ah, 108 wh (L108)		
WARRANTY <sup>***</sup>	3-Year Tool, 3-Year Battery		

## POLESAW

### 10" BAR & CHAIN

Up to 80 cuts of 4"x4" timber on a single charge<sup>®</sup>

### EXTENDS TO 8' REACH

3 piece aluminum pole reaches up to 8 feet

### COMFORTABLE TO USE

Standard comfort grip and protective bar cover included

\*Battery manufacturer rating = 60V maximum & 54V typical usage. Actual voltage varies with load. §Run time varies based on usage conditions. Max run time specs based on light conditions and/or lowest speed settings. \*\*Based on controlled laboratory testing. Actual number of cuts will vary with conditions. \*\*\*See retailer for complete warranty details.

10" POLESAW	BAR LENGTH	10"
	CHAIN PITCH/GAUGE	Pitch .375" / Gauge .043"
	CHAIN OIL CAPACITY	80 ml
	CHAIN TENSIONING	Tooled (Included)
	51870 / 51870T	BATTERY
ITEM 114669 / 114823	MOTOR	Brushless DC
MAP \$279.99 / \$219.99	WARRANTY***	3-Year Tool, 3-Year Battery



True Value



60V MAX<sup>\*</sup> FLEX-FORCE<sup>®</sup> ATTACHMENT CAPABLE TOOL SYSTEM

# EARN A PhD IN PRODUCTIVITY

The Toro Flex-Force attachment capable power head is the ultimate in versatility.

## FIVE ATTACHMENT OPTIONS

Five tools bring you interchangeable power, performance and control.

3-phase brushless motor with RunSmart<sup>®</sup> onboard intel optimizes RPM

and torque for more power, more runtime, and longer life from each tool.

Each tool is backed by a 3-year warranty.


POWER HEAD + STRING TRIMMER	
MODEL / ITEM / MAP	51836 / 114664 / \$259
CUT WIDTH	14" - 16"
LINE	0.080" - 0.095" Dual
SPEED CONTROL	Variable
TRIMMER HEAD	Cast-Aluminum
HANDLE	Ergonomic Comfort Grip
BATTERY	2.5 ah, 135 wh (L135)
MOTOR	Brushless DC
RUN TIME <sup>1</sup>	Up to 60 minutes
CHARGE TIME	75 min
WARRANTY <sup>2</sup>	3-Year Tool, 3-Year Battery



POWER HEAD	
MODEL / ITEM / MAP	51810T / 115098 / \$139
MOTOR	Brushless DC
WARRANTY <sup>2</sup>	3-Year Tool



STICK EDGER ATTACHMENT	
MODEL / ITEM / MAP	88710 / 114671 / \$69
BLADE LENGTH	8"
HEAD MATERIAL	Cast-Aluminum
CUTTING DEPTH	Up to 1.75" (Adjustable)



HEDGE TRIMMER ATTACHMENT	
MODEL / ITEM / MAP	88713 / 114675 / \$99
BAR LENGTH	16"
CUT CAPACITY	0.75"
BLADE MATERIAL	Hardened Steel



POLE SAW ATTACHMENT	
MODEL / ITEM / MAP	88714 / 114679 / \$99
BAR LENGTH	10"
NUMBER OF CUTS <sup>~</sup>	100 <small>(with 2.5Ah battery incl. with 51836)</small>
LENGTH	6 ft.
CHAIN OILER	Automatic



CULTIVATOR ATTACHMENT	
MODEL / ITEM / MAP	88715 / 114835 / \$129
CUT WIDTH	10"
TILL DEPTH	2.5"
GEARBOX MATERIAL	Cast-Aluminum



STRING TRIMMER ATTACHMENT	
MODEL / ITEM / MAP	88716 / 114664 / \$249
CUT WIDTH	14" - 16"
LINE	0.080" - 0.095" Dual
SPEED CONTROL	Variable
TRIMMER HEAD	Cast-Aluminum
HANDLE	Ergonomic Comfort Grip



## IMPULSE ENDEAVOR POWER INVERTER

### CHARGES LAPTOPS, TVS, MOBILE PHONES, GAMING DEVICES, & MORE

Extend the use and adaptability o every Flex-Force 60V Max battery, with 330W running wattage (400W startup).

Three outlet power options: USB-A port, fast-charging USB-C port, and 120V outlet.

ITEM 21038770055 / MAP \$119

ONE POWERFUL BATTERY

75+ INTERCHANGEABLE TOOLS

60V MAX<sup>\*</sup> FLEX-FORCE POWER SYSTEM<sup>®</sup> | BATTERIES & CHARGERS

# IT'S CALLED FLEX-FORCE FOR A REASON.

## IT'S ALL ABOUT FLEXIBLE POWER.

With an interchangeable battery capable of commanding 75+ lawn tools, it's the one system you need to finish everything without sacrificing anything.

**RunSmart<sup>®</sup> onboard intelligence optimizes power output and overload protection in real time.**

For peak performance in the toughest conditions, RunSmart<sup>®</sup> gives every tool in the Flex-Force line more performance, more runtime, and longer life.

**Innovative "3P" battery stack design delivers big-time.**

Giving you 3 times the power, higher max performance, and the ability to push your tools harder, for longer.

	60V MAX <sup>*</sup> STANDARD CAPACITY BATTERY (2.0AH)	60V MAX <sup>*</sup> STANDARD CAPACITY BATTERY (2.5AH)	60V MAX <sup>*</sup> HIGH CAPACITY BATTERY (4.0AH)	60V MAX <sup>*</sup> HIGH CAPACITY BATTERY (5.0AH)	60V MAX <sup>*</sup> ULTRA CAPACITY BATTERY (6.0AH)	60V MAX <sup>*</sup> ULTRA CAPACITY BATTERY (7.5AH)	60V MAX <sup>*</sup> ULTRA CAPACITY BATTERY (10.0AH)
MODEL	88620	88625	88640	88650	88660	88675	66810
CAPACITY	60V Max 2.0 Ah, 108 Wh	60V Max 2.5 Ah, 135 Wh	60V Max 4.0 Ah, 216 Wh	60V Max 5.0 Ah, 270 Wh	60V Max 6.0 Ah, 324 Wh	60V Max 7.5 Ah, 405 Wh	60V Max 10.0 Ah, 540 Wh
WEIGHT	3.7 lbs / 1.7 kg	3.7 lbs / 1.7 kg	5.2 lbs / 2.3 kg	5.5 lbs / 2.5 kg	6.9 lbs / 3.1 kg	7 lbs / 3.2 kg	8.2 lbs / 3.7 kg
CHARGE TIME							
1 AMP CHARGER	120 minutes	150 minutes	240 minutes	300 minutes	360 minutes	450 minutes	600 minutes
2 AMP CHARGER	75 minutes	110 minutes	150 minutes	190 minutes	215 minutes	290 minutes	360 minutes
RAPID CHARGER	41 minutes	62 minutes	70 minutes	86 minutes	93 minutes	136 minutes	160 minutes
12 AMP 6-POD CHARGER	41 minutes	62 minutes	50 minutes	60 minutes	92 minutes	105 minutes	65 minutes

## 60V MAX CHARGERS

### CHARGES ALL BATTERIES IN THE FLEX-FORCE POWER SYSTEM<sup>®</sup>

Monitors battery health to maximize lifespan, and optimizes charge speed for each size battery. Available as table top or wall mount options.



60V Max Charger (1 Amp)  
Model 88610



60V Max Charger (2 Amp)  
Model 88602



60V Max Charger (5.4 Amp)  
Model 88605

» Charges up to 2.5x faster than the 2 amp charger due to a fan-cooled design that regulates temperature for max charge speed